Dental South China!

Dental South China 2026

International Expo 华南国际口腔展

主场承建商 **服务手册**

Dear exhibitors:

Thank you for your participation in 31st Dental South China International Expo!

Please read this manual carefully and complete the relevant forms according to the instructions provided. Kindly send them to the official contractor before the deadline. This manual does not cover meeting room setup. For meeting room arrangements, please refer to the "2026 Dental Official Contractor Manual (Conference Venue)".

We kindly ask you to read this manual carefully and send all relevant order forms in time to avoid any inconvenience. As official contractor, we will try our best to fulfill your requirements.

If you require any assistance or additional information, please contact us:

Hall	Tel	Email
20.2, 19.2	+86-18028592224	DSC1@d-make.com.cn
18.2, 17.2	+86-18028565142	DSC2@d-make.com.cn
20.1, 19.1	+86-18024040129	DSC3@d-make.com.cn
18.1,17.1 Furniture Rental	+86-18026294031	DSC4@d-make.com.cn

Please send the Raw Space application materials to:

Address: 8th floor,Xinghe Asian Financial Center 207-213,Dongfeng West Road,Yuexiu District, Guangzhou, P.R. China

Addressee: Ms. Chaoyong LIn **Tel:** 020-83516473, 18922149082

Important Note:

1. All materials should be printed on A4 paper, stamped and signed, scanned in the form of jpg files, and sent to the corresponding email. The size of each picture should not exceed 200kb.
2. After reviewing the electronic application documents, the official contractor will request the contractor of the booth to provide two copies of the document if necessary.The declaration documents printed on recycled paper or soiled paper will be considered invalid submissions.
3. The courier fee must be settled by exhibitors. "Cash on delivery" parcel will not be accepted by the Official Contractor. Any cost or delay incurred will be borne by exhibitors.

Deadline for raw space booth construction application: 15 Jan.,2026
Deadline for payment of electricity and management fee: 6 Feb., 2026
Deadline for furniture rental: 10 Feb.,2026

Reminder: Guangdong Dmake Exhibit Design Engineering Co.,Ltd is the official contractor who is responsible for raw space booth construction application. Please refer to the details of following items in the manual.

1	2	3	4	5
Standard Booth Description	Custom-Built / Raw Space Booth Description	Guideline for Raw Space Booth Construction	Electricity and Electrical Equipment Rental, Construction Badges and Vehicles Pass Application	Furniture Rental

Contents

1.Exhibition Schedule…… ..- 3-
Guideline for Working Overtime Application…… .4-
2.Packaged Booth……...- 6 -
1.Packaged Booth Description……..- 6 -
2.Important Notes to Packaged Booth Exhibitors..... - 7 -
3.Raw Space Booth……- 8 -
1.Raw Space Booth Description..... - 8 -
2.Rules and Requirements for Raw Space Booth Construction..... - 11 -
3. Requirement of the Licensed Contractors.....- 11-
4. **Contacts**of Raw Space Booth Construction Application.....- 15-
5.Raw Space Booth Construction Application..... - 15 -
6.Required Forms and Document for Raw Space Booth Construction Application.....- 16-
Form 1 Raw Space Booth Construction Application.....- 18 -
Form 2 -1 Construction Management and Electricity Services Application..... - 19 -
Form 2 -2 Construction Deposit and Electricity Services Application..... - 21 -
Form 2-3:Booth Water and Compressed Air Application Form (Optional)..... - 22 -
Form 2-4:Booth Lifting Point Application (Optional)..... - 24 -
Form 2-5: Safety Commitment for the Use of Lifting Points in Exhibition Halls..... - 27 -
Form 2-6: Lifting Point Service Application Form.....-28 -
Form 3 Booth Construction Safety Pledge.....- 30 -
Form 4 Electricity Safety Pledge.....- 31-
Form 5 Responsibility Pledge of Security Administrator..... - 32 -
Form 6 Construction Safety Regulations and Penalties..... - 33-
Examples for Custom-built/Raw space booth Application..... - 37 -
Power Distribution Plan..... - 40 -
Application for adjusting Maximum Height.....-41-
Contractor Contact Information Form..... - 42-
Insurance Instruction.....43
4. Application for Furniture and Electrical Equipment..... - 44-
1.Instructions..... - 44-
2.Furniture and Electrical Equipment List.....-45-
3. Order Form for Furniture and Electrical Equipment Application.....- 46 -
4.Sketch Map for Furniture and Electrical Equipment..... - 48 -
5. Instructions for Payment and Desposit(Must read)..... - 49-
6. Hygiene Service..... - 50-
7.Related Regulations of Exhibition Venue..... - 50 -
8.**Badge and Vehicle Pass Registration Guidance(Important)**…….....…….- 64-

1. 2026 Exhibition Schedule

Dental South China International Expo

1.Move In Date & Time

Booth Type	28 Feb,2026	1 March,2026	2 March,2026
Raw Space	09:00-17:00	09:00-17:00	09:00-17:00
Standard Shell Scheme	----	----	09:00-17:00

Important Note:

1. **To enhance the security of exhibits and personal belongings, the move-in time of construction materials and exhibit are as follows:**
   i Construction material: 09:00-:17:00 28 Feb-2 Mar., 2026
   ii Exhibit: 09:00-17:00 1 Mar.,2026
2. **Only construction materials are allowed to move in on 28 Feb. and 1 Mar.. Move-in of exhibits is forbidden.**
3. **During move-in and move-out period, only trucks with vehicle pass can enter the exhibition hall following guards' instruction. No vans, cars or bus less than 15-seater can enter the exhibition hall. The exhibition venue department has the right to request the drivers to show the driving license.**
4. **Should exhibitors need to work overtime after 17:00, please apply to official contractor office before 14:30 and make full payment. Exhibitors working overtime without approval will cause no electricity and bear all lose.**
5. **The entrance for trucks will be closed at 16:30.**

2.. **Move out Date & Time**

	6 Mar., 2026
Time of Electricity Cut-off	13:00
Time of Truck Entering	13:00-17:00
Exhibitor Move-out	13:00-15:00
Contractor Move-out	15:00-18:00

Reminder: Exhibitors have to pay extra fee for working overtime. If exhibitors need to work overtime, please apply to official contractor office before 14:30. The overtime working fee and security fee are to be deducted from the deposit for anyone working overtime without approval. During move-in and exhibition period, exhibitors must enter the venue at opening time to operate their own booth.

3. Guideline for working overtime application

3.1 The move-in period for this exhibition is from 28 February to 2 March 2026, 9:00–17:00 each day.

3.2 In accordance with relevant labor protection regulations, the venue generally does not accept overtime applications. Under special circumstances where overtime is necessary, an overtime application must be submitted to the official contractor by 15:30 on the same day, together with payment and relevant procedures.

3.3 The official contractor and the venue reserve the right to reject unnecessary overtime applications.

3.4 In principle, no overtime applications of any kind will be accepted on the first move-in day. If overtime is indeed required, the relevant charges will be increased by 50% based on the standard rate.

3.5 Contractors are reminded to inform exhibitors to complete booth setup within the designated time. If an exhibitor overstays without submitting an overtime application, the overtime fee will be deducted from the contractor's deposit.

3.6 To facilitate communication, the contractor's on-site safety officer must remain in the venue during the move-in period until the booth setup (including the exhibitor's booth arrangement work) has been completed.

3.7 Booth construction fee standards (see table below):

Application Time	Price	
Before 15:30	RMB45 per square meter per 3 hours	1. According to venue regulations, charges are based on net area, with a minimum chargeable area of 100 m² per hall. If the area is less than 100 m², it will be calculated as 100 m². The first overtime period is charged in a 3-hour block, and any time less than 3 hours will be counted as 3 hours. Subsequent overtime periods are charged in 2-hour blocks. 2. When applying for overtime, if the total overtime area in a single hall is less than 100 m², fees will first be charged based on 100 m². When the hall's overtime area reaches 100 m², charges will then be calculated based on the actual area. 3. If the actual declared area for that hall reaches 100 m², fees previously charged based on 100 m² will be recalculated according to the actual area. Any excess amount will be refunded together with the deposit at the end of the exhibition. Please contact the official contractor to arrange the refund (with receipt). 4. If the actual declared area for that hall does not reach
After 15:30	RMB60 per square meter per 3 hours	
Before 24:00	RMB30 per square meter per 2 hours	
After 24:00	RMB65 per square meter per 2 hours	

		100 m², the fees previously charged based on 100 m² will be apportioned among the companies working overtime according to their area proportion. Any excess amount will be handled as described above. If only one company works overtime, that company will bear the full cost. 5. Areas occupied by pillars are not deductible.

Booth Dismantling Period

Overtime Fee	Regulations
RMB60 per square meter per hour	1、Overtime fees are charged per hour, and any time less than one hour will be rounded up to one hour. 2. For each booth with an area of less than 100 square meters, the overtime fee is calculated based on 100 square meters; for areas exceeding 100 square meters, the fee is calculated based on the actual area. The area of columns will not be deducted. 3. If a booth works overtime without approval, the overtime area for that booth will be calculated as 500 square meters. For areas exceeding 500 square meters, it will be calculated as 1000 square meters, and so on.

2. For Package Booth Exhibitors

1） Package Booth Description

A Package Booth （3m×3m）/（6m×2m）/（3m×4m）/（5m×2m） （3m×5m）including:

(1) **Structure:** Partition walls on 3 sides (white laminated panels) supported by a modular system of aluminum structure, carpet covering entire floor area of booth.

(2) **Fascia Board:** With exhibitors company name and booth number in both English and Chinese.

(3) **Furniture:** 1 information counter (68cm×68cm×68cm), 2 folding chairs, and 1 waste basket.

(4) **Lighting & Power:** 2 units of fluorescent light, 220V/500W socket (500W Power Socket, non-lighting electricity is available).

The Diagram of the package booth is as below:

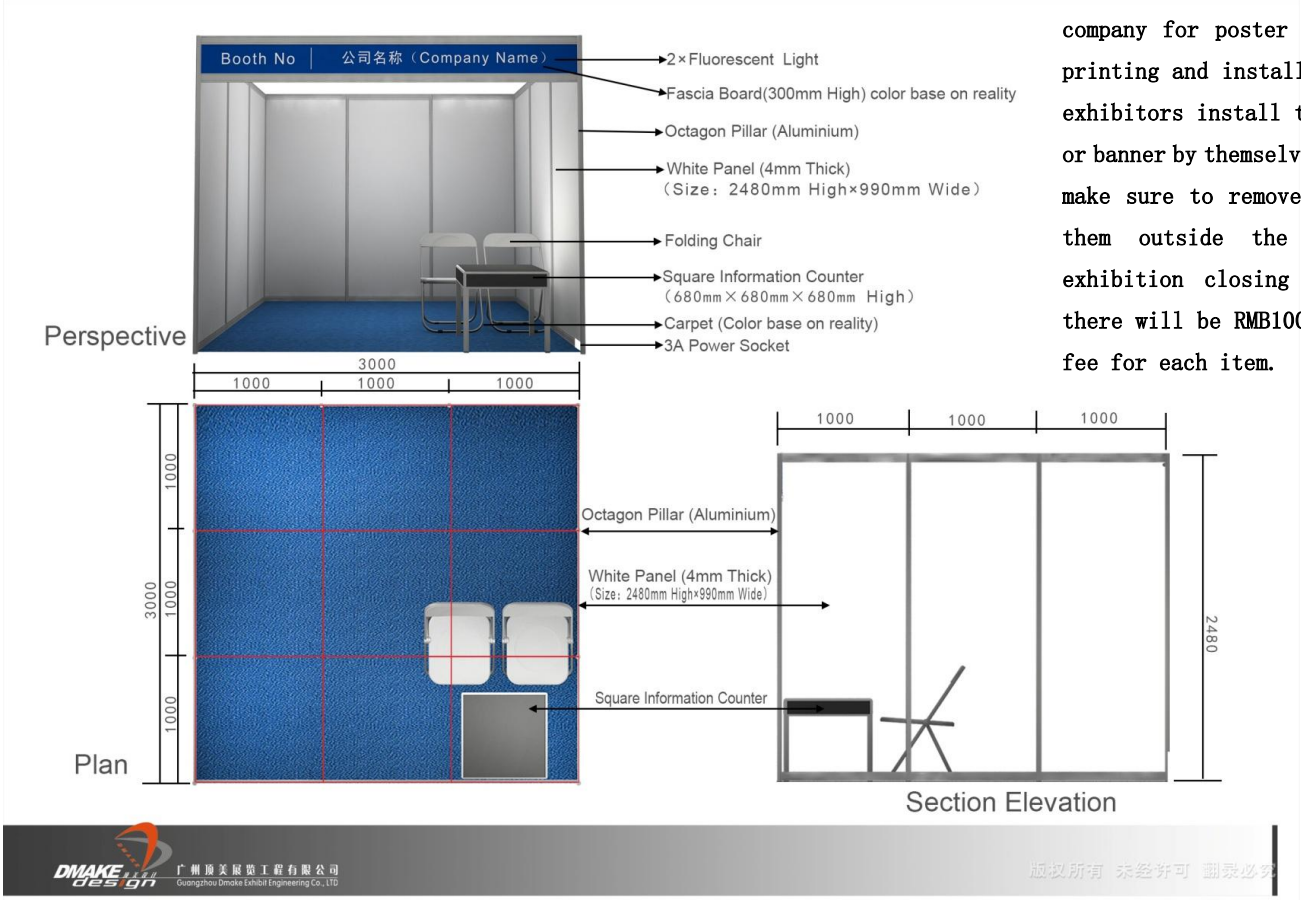

Important Note

It is Suggested to hire official contractor D-Make company for poster or banner printing and installation. If exhibitors install the poster or banner by themselves, please make sure to remove and take them outside the hall on exhibition closing date. Or there will be RMB100 cleaning fee for each item.

2) Notices for Package Booth Exhibitor

Structure safety

a) Please do not make any alternations to the booth structure, No furniture and equipment are allowed to be removed from the booth or move out of the exhibition halls.

b) No fixture on wall panel, aluminum pillar, carpet, ceiling, wall, pillar or firefighting equipment. Any damage caused will be charged according to the price list issued by the Exhibition Venue.

c) No painting on wall panels. If exhibitors need to put on posters on wall panel, it is suggested to contact D-make company for the service. Exhibitors are allowed to put on posters with adhesive tape on wall panels or carpet and shall remove all posters to the specified area driving move-out. If the posters are left in the booth after move-out, there will be RMB100 for each item.

d) Unless requested by exhibitors, the Organizers shall assume that exhibitors occupying two or more adjoining standard booths will choose to remove the wall panels in between. Exhibitors should notify the Organizers in writing if they want to retain the wall panels.

e) For corner booth, wall panels only stand on the adjoining booth, leaving the rest sides empty with fascia board. Exhibitors should inform the Organizers and official contractor in writing **before 20 Jan.** if you want to change the booth setting. Application after the deadline will be subjected to surcharge according to the price list issued by the Exhibition Venue.

Electrical Safety

a) There will be ONE 3A socket (500W power) for each standard booth. No lighting fixture or equipment over 500W is allowed to be connected. Any violation, the exhibitors will be forbidden to use socket and without refund.

b) If exhibitors bring their own lighting devices for booth decoration or need extra electricity supply, they must rent an extra electric box and **hire an electrician with electrician certificate**, please refer to the relevant part from the Custom-built Stand/Raw Space Booth Construction Instruction. Any violation will result in electricity cut-off and double charge of the electricity consumption. All electrical installation and wiring must be installed by the Official Contractor.

c) All electrical installation and stand-building works must comply with the safety regulations and standards set by the Government. For the improper installation and stand-building work, exhibitors have to modify them until they are up to standard. Organizers reserve the right to disconnect the electricity supply to the booth with improper installation and all the cost incurred will be borne by exhibitors.

d) All electrical installation and wiring must be installed by the Official Contractor. Exhibitors are not allowed to carry out electrical installation work on their own. Organizers reserve the right to stop any private/ improper installation at anytime and exhibitors will be charged double price of the electricity consumption. For more information, please refer to “Custom-built Stand / Raw Space Booth Description”.

e) Exhibitors are not allowed to make any alterations to the booth lighting wiring structure or remove any parts from the booth. Exhibitors who have removed or changed the location of any standard facilities (e.g. spotlights, lamps, etc.) of the booth will be subjected to penalty. The Organizers and Official Contractor will restore the booth structure to their original condition, all the cost incurred by such action and the damage caused to the booth facilities will be borne by exhibitors. Exhibitors will be charged double the value of damaged items.

f) For safety reasons, main switch and distribution board may be required to install at a designated location within the booth at official contractor’s discretion.

3. Raw Space Booth

1. Important Note to Raw Space Booth Exhibitors

a. The rental of raw space booth does not include any electricity supply and construction deposit. Exhibitors must supervise their appointed contractors to order the electricity from Official Contractor and **settle the electricity fee, hall management fee and related deposit (including construction deposit, power distribution deposit and security deposit) before the deadline**. **To avoid unnecessary disputes, exhibitors are kindly requested not to pay any deposits on behalf of the contractors.**

b. The Registration Service Centre of the exhibition venue shall issue construction badges and passes. The application procedures please refer to appendix II. All raw space booths must first send the application for raw space construction and make full payment, then after receiving the Notice on Badge and Vehicle Pass Registration from D-Make Company, contractors can go to the Registration Service Center to apply for construction badge and vehicle pass.

c. Before applying the construction badge and vehicle pass, contractors should first pass the registration verification process of the venue, which will take a few days' time.

d. Reminder on badges registration:

①Before applying the construction badge and vehicle pass, contractors should first pass the registration verification process of the venue, which will take a few days' time.

② Then apply to the official contractor D-Make Company to be a licensed contractor for Dental South China 2025. When the venue has approved the verification, the contractor can start the application for construction badge and vehicle pass.

③It is suggested to start the application after January 1st.

④The exhibition hall implements a policy starting from July 1, 2024, where "units applying for badges must pay a deposit of RMB1,000 to obtain the qualification for badge issuance." The relevant deposit will be collected and refunded by the exhibition hall's badge issuing department, for details, please refer to Appendix II.

⑤Exhibition hall staff will supervise unlicensed construction personnel during the exhibition setup and dismantling periods, taking photos and registering each booth. For each unlicensed construction personnel found at a booth, RMB100 will be deducted from the badge deposit. If the deposit is fully deducted, the on-site service point of the exhibition hall will suspend the badge issuing qualification of the unit, and a new deposit of RMB1,000 must be paid to reactivate the badge issuing qualification. The remaining deposit will be fully refunded through the original payment channel. If the payment method is "cash," the construction supervisor must go to the on-site service point of the exhibition hall to handle the deposit refund in person.

⑥The official contractor will impose fines and deduct points for the violations of clause 5 simultaneously.

e. Contractors are responsible for the health management of their construction personnel. They are not allowed to continue working while symptomatic, and are prohibited from working overnight, under the influence of alcohol, or when fatigued.

f. All workers entering the exhibition hall should present the Construction badge and carry their original identity cards for inspection. It is forbidden to be working shirtless or wear a slipper.

g. Raw space appointed contractors have to submit all the forms and document required by the Official Contractor for booth construction application and they must adhere to all the rules and regulations listed in the manual. The booth design and proposal submitted by exhibitors will be reviewed and examined by relevant departments. For more information, please refer to "**Rules & Requirements for Custom-built Stand /Raw Space Booth Construction" and "Related regulations of Exhibition Venue"**.

h. The copy of "Exhibition Liability Insurance" or "Third Party Liability Insurance" is required to submit to Official Contractor before construction badge registration. Please scan the insurance original copy and invoice to corresponding email, otherwise the application for construction badge will not be proceeded. If the policy or invoice cannot be verified for authenticity, the admission procedures will not be processed until the authenticity is confirmed.

i. Application will be confirmed when full payment has been settled. Late application may not be accepted.

j. The maximum height of booth structure is 4.5 meters. Special requirement of booth height should be applied to Official Contractor in writing (please refer to page27, booths less than 27 ㎡ is not allowed to apply), construction is only allowed with written approval. If the booths are enclosed at four sides in a proportion of more than 75%, there shall be no less than two evacuation exits and the horizontal distance between two adjacent evacuation exits shall not be less than 5 meters. For booths over 72m², the evacuation exits shall be open, with a net width of no less than 2m and a height of no less than 2m,and the furthest distance between the booth and the evacuation paths of the exhibition hall shall not exceed 15m. There shall not be any form of cover with 2m of the evacuation exits.

k. Two-storey booth is not allowed.

l. The design of open sides should be approved by official contractors. Any open sides facing the aisle must have at least half opening.

m. The back side of the panel wall must be covered by clean white materials, either by wood or textile material. No logo or decoration is permitted. Any constructions containing company name or company logo directly facing adjacent booths have to have at least 0.5m set back from the adjacent booth(s).If the finishing cannot fulfill the standard as instructed by the Organizers onsite, the Organizers reserve the right to appoint the Official Contractor to cover the structure, and charge the exhibitor for any additional cost incurred.

n. Stands near the fire hydrant or booth containing the fire hydrant, please leave at least 1.8 meters from the fire hydrant! If you need to do a movable door, please open the door according to on-site measurement, and put a reminder in red characters. The lower part of the column if with a communication network interface must be in accordance with the door's opening side, as required by the venue. About the raw space booth with pillar,we will inform contractors of the pillar size and the distance of pillar to each side of the booth. If you have any questions, please contact us.

o. Exhibitors must provide protection between carpet and any raised platform. All materials used in the construction and decoration of exhibition stands or set-up must be non-flammable and subjected to inspection of the Exhibition Venue and / or the Organizers. Exhibitors should also follow the rules and regulations of the Exhibition Venue and those from any public authority or department of the Chinese Government.

p. Company name and booth number must be prominently displayed and facing the aisle. A paper containing the contact information of responsible persons of contractors, exhibitors and electricians should be pasted on a visible location of booths.

q. Single span length between steal and timber trusses cannot exceed 6m.

r. Base and diagonal bracing must be added to the bottom of the truss structure. Truss sleeve, pin and clamp should be used for truss construction. It is strictly prohibited for using iron wire or tying down bandage for truss fastener.

s. The maximum span length between the two pillars of the truss of or less than 300mm*300mm is 6m, for truss of 400mm*400mm is 12 meters, for truss of 500mm*600mm Is 18 meters.

t. For truss structures spanning over 9 meters, provide static and live load structural drawings, mechanical drawings, and calculation reports for beams and columns, issued and stamped by a design institute with at least a second-class qualification, and stamped with the seal of a nationally registered structural engineer. To ensure structural safety, the contractor's commissioned structural engineer must supervise and verify the reviewed drawings on-site. Any issues must be immediately reported to the construction unit for rectification. If the construction unit fails to cooperate, notify the main contractor immediately.

u. Other requirements are as follows:

◆The diameter of the truss support cylinder with section size below 400mm*400mm shall not be less than 120mm, and the diameter of the truss support cylinder with section size above 400mm*400mm shall not be less than 160mm. All pillars must be connected to the ground with steel plates, and the steel plates and pedestal must be welded firmly.

◆The segment connections of trusses shall be less than 3 within the entire span.

◆High-strength bolts must be used for the truss segment connection, and there should be at least 8 bolts for each segment connection. The bolts shall be tightened and checked. Recheck record must be kept.

◆Arrange the location for load bearing on the truss reasonable.

◆All trusses must be connected to an independent ground steel structure support, and must not be connected to side walls or other materials in any way.

v. In accordance with the latest requirements from relevant departments for temporary structures, booths using stages and large-area LED display screens must hire a supervision company (provide scanned copies of the qualification documents and signed contracts of the hired supervision company when submitting drawings). The company is responsible for on-site supervision of construction safety and must produce a final supervision report. Booths that meet any of the following three conditions must hire a supervisor:

★Stages used for song and dance performances require supervision;

★Stages exceeding 200 square meters require supervision;

★Stages or backdrops (display screens) higher than 3.5 meters require supervision (if the display screen is included within the backdrop, the height is calculated from the highest point of the backdrop).

w. Second level distribution box, wire and cable provided by contractors or exhibitors must be in accordance with national electricity safety regulation and the second level distribution box should be in good condition. Electricians of the hall will check the installation of the electric boxes. Organizer or official contractor should assign electrician with certificate to work together with hall's electrician. Power of the booth will only be connected after safety inspection by electricians of Hall, organizer, official contractor and entrusted contractors.

x. The exhibition hall can now provide compressed air. For specific application procedures, please refer to page 21.

y. According to the requirements of the public security department, in order to further eliminate public safety hazards during the exhibition period, strengthen security precautions within the exhibition hall, enhance the review work after incidents, and protect the property safety of exhibitors, the public security authorities require all exhibitors to use temporary installation of high-definition video surveillance

cameras for full coverage of the exhibition hall during the exhibition period, including important locations within the booths and areas. Contractors must install video surveillance cameras for the booths they construct and connect them to the public security surveillance management platform for unified supervision and management by the public security authorities.

You may rent the camera by scanning the wechat QR code.

	Booth Area(sqms)	Quantity of Camera	1.Camera with no blind spots in the booth 2.Ensure electricity for the normal operation of the camera 3.Adjust the visual range of the monitoring Angle
1	18-36	1	
2	37-72	2	
3	73-120	3	
4	121-200	4	
5	201 or above	5	

Note:

(1) Buyi Technology company shall provide the adjusted HD monitoring equipment to the contractor, and the charge is RMB200/ set / exhibition period..

(2) Contractor shall pay a deposit of RMB100 / set and they can receive the refund within 3 working days after the equipment is returned.(will be postponed with holiday).

(3) Contractor must install and ensure the normal function of the camera. The camera should meet the standard of security department.

(4) Responsible person of Buyi Technology on site: 15920582278 , 19195525817

2.Rules &Requirements for Raw Space Booth Construction

For details, please refer to Page48. The information is of great importance, please read the attachment carefully.

3.Requirements of the Licensed Contractors

Since DSC started the qualification certification system for booth contractors in 2020, it has gone through six editions to date. The implementation of the booth contractor qualification certification system has strengthened the safety management of booth construction, improved the level of exhibition booth setup, and reduced safety risks.

The qualification certification standards and management methods for the DSC2026 booth contractors will be based on the 2025 booth construction enterprise qualification certification system. They will take into account the issues encountered during the implementation process, optimize the certification standards and management methods, and address some of the existing problems.

The list of contractors who have passed the qualification certification will be announced on the official websites of the organizers and D-Make company. Safety materials and the latest management methods from the exhibition hall and relevant departments will be distributed to certified contractors. A unified safety training will be conducted for certified contractors before they enter the venue for booth setup.

1. All contractors design and construct the raw space booths in DSC will complied with

requirements specified herein. Only the contractors who pass the qualification can undertake the construction project of DSC2025.

2. Application procedures are as follows:

(1) Qualifications and conditions of applicants;

i Company should be separate legal entity, own the qualifications for interior decoration or exhibition construction with a fixed office.

ii Company must be established for over 2 years since Nov.1,2025, has been entrusted with booth construction at exhibitions over 30,000sqms and with no violation record.

iii Company must have a registered capital no less than RMB1, 000,000.

iv Company must provide a written statement with stamp, stating that that they have no violation record or safety incidents in the past 3 years. Evident of no criminal record for legal representative is also needed to provide.

v Company owns a professional team with staff specialized in exhibition construction project.

vi Company has stable financial position and has no bad business records or behavior.

3. Documents to be submitted

i Application form for contractor certification of DSC(Please refer to the attachment)

ii Copy of business license

iii Lease or Purchase contract of fixed office

iv Company profile containing contact information, such as contact person, tel., fax, address or email)

v Certifications including: design or engineering certificate or other professional technical qualifications in exhibition or other relevant area; staff working for construction, such as electricians, welders, truck drivers, etc., must have relevant qualifications except management staff, but they must not exceed 10% of numbers of all persons in the group. Copy of the company's organizational structure, professional qualification certificates of designer, engineer, plumber, welders ; and copies of the work permit for the workers related to the exhibition project.

vi Certified units must provide service contracts from 2022 to October 31, 2024 (submit 6 contracts, with at least one contract from each year, and the area of each individual booth must not be less than 72 square meters; financial information such as contract amounts can be redacted), design plans, and on-site exhibition photos.

vii Companies with factories or large-scale machinery must provide lease contract and receipt for purchasing the machinery with photos of the factories and machinery.

viii Other qualification certifications for design or construction

4. Responsibility and obligation of Certified Contractors

i Deposit

1.	Booth size less than 36㎡	Construction Deposit	¥15000.00/per booth
2.	36㎡-72㎡	Construction Deposit	¥25000.00/per booth
3.	73㎡-126㎡	Construction Deposit	¥35000.00/per booth
4.	127㎡-300㎡	Construction Deposit	¥55000.00/per booth
5.	Please contact us if the booth size is over 300㎡		

ii Contractors pass the qualification will be charge for RMB1000 for service and training fee. They will accept formal safety training

to strength the safety awareness.

iii The qualification certification will be valid for two years. The certified contractors will be review by next year, any violation will be disqualified. Every two years they will need to certify the qualification. Companies have gained the certification before and without violation will be given priority to certify in the procedure.

a. Certified units must provide 3 service contracts from January to October 31, 2025 with the area of each individual booth must not be less than 72 square meters; financial information such as contract amounts can be redacted), design plans, and on-site exhibition photos.

b. Certified contractors must provide photocopies of their business license, proof of business premises (owned or leased), and the legal representative's identity proof, all of which must be stamped with the official company seal.

c. Certified contractors must provide the contact information of the main contact person and the legal representative. The certified contractor must declare that from January 1, 2025, to the date of submission of the review materials, there have been no major accidents such as booth collapses, booth component falls, or personal injuries, and the legal representative has no criminal record during this period.

d. Official contractor has the right to request additional materials from the certified contractor for review if necessary (including but not limited to the original contract (for review only, not kept), invoices corresponding to the contract, and other materials).

e. Please send the above materials to email: dscert@d-make.com.cn

iii Import notes:

a. Contractors must strictly abide by the special regulations on construction, dismantling, security, fire safety, and electricity consumption of the exhibition hall, and take the first responsibility for fire safety during the exhibition period, and obey the unified management of the conference.

b. Pay great attention to safety and make sure the construction is finished on time. Safety officers must not leave their booths for more than 1 hour during the setup and dismantling periods. Insurance related to safe production must be purchased, and a copy of the insurance policy must be submitted to the review team.

c. Subcontracting is forbidden. The deposit cannot be paid by a third party.

d. Learn the violation deduction regulations. Violations will be punished according to regulations. (Please refer to the official contractor service manual for details).

e. After the contract is signed, no reasons shall allow for the cancellation of booth construction and dismantling services; otherwise, the qualification as a certified contractor will be revoked, and the construction deposit will be forfeited.

f. During the setup, dismantling, and exhibition process within the certification period, if the certified contractor accumulates demerit points reaching or exceeding 30 points, their qualification for this year and the following year will be immediately revoked. If the points reach or exceed 40, their qualification will be immediately revoked for this year and for the next four years, and the certification fee paid will not be refunded.

g. During the setup, exhibition, and dismantling processes, if the official contractor discovers any violations by the contractor, they will require the contractor's safety officer or legal representative to provide a written self-criticism and order corrections within a specified time frame. The relevant violations will be recorded and points will be deducted accordingly. If the construction personnel continue to violate regulations, the official contractor will deduct points and withhold the construction deposit as stipulated, and order corrections within a specified time frame. If the construction personnel do not cooperate, they will also face penalties of deposit withholding and point deductions.

h. the official contractor will issue verbal warnings (including point deductions) or written warnings (including point deductions), deduct construction deposits, and impose additional penalties based on the severity of the violations committed by the construction units. The official contractor may deduct the deposit in advance according to the regulations and then notify the contractor separately.

i. If it is found that the contractor has left behind unauthorized spray paintings or components after dismantling period, the official contractor will first carry out the necessary cleanup. Then the official contractor will deduct the deposit as stipulated and then notify the contractor separately, but no point deductions will be

applied.

j. If the contractor violates national laws, construction standards, exhibition hall regulations, does not comply with construction safety management, or breaches the contract agreement, resulting in economic losses to the organizer, the official contractor, or exhibitors, as well as expenses incurred to verify the contractor's aforementioned actions, and expenses incurred for judicial authorities to determine that the contractor indeed has the aforementioned actions, etc. The contractor shall bear the liabilities and costs of rights protection incurred by the organizer, the official contractor, or exhibitors, including but not limited to all costs incurred for investigating and collecting evidence to compensate for losses, notarization fees, litigation fees, attorney fees, travel expenses, and all other related costs.

k.Contractor Qualification Certification Validity

The qualification certification for ontractors is subject to a system of "annual review and biennial re-evaluation". This means that every year, certified contractors are reviewed, and those found to have violated regulations will have their qualifications revoked. Every two years, a new certification process is conducted, and contractors who have previously obtained qualifications and have no record of violations are given priority for certification.company reserves the right of interpretation regarding this application procedure.

★Please send the application to Email: dscert@d-make.com.cn

Application for Licensed Contractors

Company		Contact	
Address		Tel:	
Email		Mobile	
Company Address：			
Factory Address：			
The following are the required documents（attached）			
Business License		Copy of ID card of Legal Person	
Contracts of past 3 years		Construction site photos of past 3 years	
Statement of No Rule Violation		Non-Criminal Record	
qualification certifications		Special Appliance Operator Certificate	
Area of Factory		Registered Capital（RMB）	
Other Documents			
Date		Signature	
Decision from D-Make Company			
Business License		Copy of ID card of Legal Person	
Contracts of past 3 years		Construction site photos of past 3 years	
Statement of No Rule Violation		Non-Criminal Record	
qualification certifications		Special Appliance Operator Certificate	
Result		Signature	
		Date	
I have carefully read the Requirements of the Licensed Contractors for DSC2026 and will comply accordingly. Signature and stamp:			

Company		Contact	
Address		Tel:	
Email		Mobile	
Company Address：			
Factory Address：			
The following are the required documents（attached）			
Business License		Copy of ID card of Legal Person	
Contracts of 2025		Construction site photos of 2025	
Statement of No Rule Violation		Non-Criminal Record	
Other Documents			
Date		Signature	
Decision from D-Make Company			
Result		Signature	
		Date	
I have carefully read the Requirements of the Licensed Contractors for DSC2026 and will comply accordingly. Signature and stamp:			

4. Contacts of Raw Space Booth Construction Application

Hall	Tel	Email
20.2, 19.2	+86-18028592224	DSC1@d-make.com.cn
18.2, 17.2	+86-18028565142	DSC2@d-make.com.cn
20.1, 19.1	+86-18024040129	DSC3@d-make.com.cn
18.1, 17.1 Furniture rental	+86-18026294031	DSC4@d-make.com.cn

Please send the Raw Space application materials to:

Address: **8thfloor,Xinghe Asian Financial Center 207-213,Dongfeng West Road,Yuexiu District, Guangzhou, P.R. China**

Addressee: **Ms. Chaoyong LIn** **Tel: +86-20-83516473**

***The courier fee must be settled by exhibitors. "Cash on delivery" parcel will not be accepted by the Official Contractor. Any cost or delay incurred will be borne by exhibitors.**

5. Raw Space Booth Construction Application

a. Deadline for booth construction application is **15 Jan,2026.** Please send the required materials and document to the Official Contractor by the deadline. Exhibitors of Standard Booth requiring three-phase circuits or over 500W power consumption should follow the same guidance .Application after the deadline will be subjected to 30% or 50% surcharge.

30% surcharge: Application received on 18 **Jan.- 17 Feb.,2026**
50% surcharge: Application received on 18 **Feb,2026 to exhibition period**

b. Exhibitors or their appointed contractors have to settle the electricity fee, hall management fee and

related deposit before 6 **Feb, 2026**. Overdue payment will be subjected to surcharge. For detailed information, please refer to "**Instructions for Payment and Deposit**".

c. For safety reasons, exhibitors and their appointed contractors shall install the electricity equipment according to the rules and regulations set by the Exhibition Venue. Besides, exhibitors have to settle the price difference between the actual electricity consumption and the applied electricity capacity base on the price published onsite.

d. Please contact the Official Contractor if the power box supply you need is not listed on the application form.

e. Important notes for Booth Construction Application:

- Please send complete required materials and document to the Official Contractor by 15 **Jan,2026**. For more details, please refer to **"Required Forms and Document for Raw Space Booth Construction Application".**
- All materials should be printed on A4 paper, stamped and signed, scanned in the form of jpg files, and sent to the corresponding email. The size of each picture should not exceed 200kb. After reviewing the electronic application documents, the official contractor will request the booth contractor to provide two copies of the document if necessary.
- "Cash on delivery" parcel, document sent by fax, by email and unclear document will not be accepted by the Official Contractor. Any cost or delay caused by above reasons will be borne by exhibitors.
- We will send the "Service Order" to the qualified booth contractors and they have to settle all related fees and deposit by the deadline. Otherwise, it will be treated as overdue application.

6. Required Forms and Document for Raw Space Booth Construction Application

- **Drawings:**

1. Booth Design and Proposal, include perspective plans, structure plans & floor plans

- **Diagrams:**

2. Form 1 Raw Space Booth Construction Application
3. Form 2 Construction Deposit and Electricity Services Application
4. Form 3 Booth Construction Safety Pledge
5. Form 4 Electricity Safety Pledge
6. Form 5 Responsibility Pledge of Security Administrator
7. Form 6 Construction safety regulations and penalties

- **Licenses:**

8. Copy of Electricians' Operation License
9. Copy of Business Registration License of the Appointed Contractor
10. ID Copy of Contractor's Legal Representative
11. Copy of Exhibition Liability Insurance Documents (Original Documents are need for inspection)

*** Requirements of Booth Design and Proposal**

1. Booth design drawings must include: elevation view front and ride, side view and 3D view of the stand drawings. Also, the drawings must be fully dimensioned and list out the electrical equipment

installation locations and all fittings fire proof and materials to be used for decoration.

2. Please mark below information on the right bottom of booth design: Booth Number, Company Name, Booth Size, Total Power Consumption, Maximum Height of Booth, Height of Back Wall
3. All the booth design and document should be printed on A4 paper. (Do not print on recycle paper)
4. The color drawings no less than two views.
5. Proportion of booth design no less than 1：100.
6. If the roof of booth has been blocked, please indicate the materials used and equipped with a ABC hanging dry-chemical fire extinguisher.
7. **No obstacle is allowed within 1.8m from all fire service installations.**
8. **The open side should be at least half opening.**

Form 1 Raw Space Booth Construction Application

Exhibition: Dental South China 2026

- **Hall_____Booth No.:**

■ **Booth Information:**

Booth Size:_____×_____=_____sqm

Maximum Height of Booth: m

Height of Back Wall: m

Power: W

■ **Exhibitor Information:**

Exhibitor:

Contact Person: Contact No.:

■ **Contractor Information:**

Company name:

Contact Person: Contact No.:

Mobile: Email: QQ No.:

Security Administrator: Mobile:

Electrician: Electrician certificate number:

Signature (Official Company Chop):

Form 2-1 Construction Deposit and Electricity Services Application

Exhibition: Dental South China 2026

Hall Booth No.:	**Booth Size:** **sqm**
Exhibitor:	**Contractor (with company stamp):**
Constructor Contact Person:	**Tel:**
Mobile:	**Email:**

No.	Item	Unit Price (RMB)			Quantity	Amount (RMB)
		before 16 Jan.2026	**16 Jan. – 18 Feb. 2026** (30% surcharge)	**19 Feb.. - Exhibition** (50% surcharge)		
Expense Items (For the entire Exhibitor Period)- Electricity for equipment						
1	10A/ 380V (5000W)Three Phases	1500.00	1950.00	2250.00		
2	16A/ 380V (8000W)Three Phases	2000.00	2600.00	3000.00		
3	20A/ 380V (10000W)Three Phases	2500.00	3250.00	3750.00		
4	25A/ 380V (13000W)Three Phases	2900.00	3770.00	4350.00		
5	32A/ 380V (16000W)Three Phases	3400.00	4420.00	5100.00		
Expense Items (For the entire Exhibitor Period)- Electricity for lighting						
6.	10A/ 220V (2200W)Single Phase	1000.00	1300.00	1500.00		
7.	16A/ 220V (3500W)Single Phase	1200.00	1560.00	1800.00		
8	10A/ 380V (5000W)Three Phases	1650.00	2145.00	2475.00		
9	16A/ 380V (8000W)Three Phases	2200.00	2860.00	3300.00		
10	20A/ 380V (10000W)Three Phases	2750.00	3575.00	4125.00		
11	25A/ 380V (13000W)Three Phases	3200.00	4160.00	4800.00		
12	32A/ 380V (16000W)Three Phases	3750.00	4875.00	5625.00		
13	Electric box relocation			200.00		
14.	Hall Management Fee per sqm	RMB40	RMB52	RMB60		
15	Booth Components Cleanup service	RMB 28.00/sqm				
16	Temporary Power supply 10A/220V (construction period)	450	585	675		
17	Temporary Power supply 10A/380V (construction period)	750	975	1125		
18	**Construction badge and Vehicle Pass**	**Please refer to Appendix II**				
Total Expense						

★Special Booth Structure Removal Service

To enhance safety management during dismantling, ease traffic congestion, shorten dismantling time, reduce the number of construction personnel and vehicles entering and leaving the venue, and save costs, this exhibition will continue to implement the “Special Booth Structure Removal” service. Special booth contractors only need to complete the dismantling of special booth structures within the specified time (before 17:00 on the dismantling day) and safely stack the dismantled components in place. The Official Contractor will arrange personnel to remove the materials from the venue, and contractors are not required to arrange trucks to queue for dismantling.

All special booths will be charged a Special Booth Structure Removal Fee of RMB 28 per square meter based on booth area. Contractors only need to deploy personnel and tools to dismantle the special booth and place the dismantled materials on-site; there is no need to arrange vehicles to transport the booth components or other post-event materials.

If any contractor fails to complete the dismantling within the specified time, any resulting overtime dismantling fees, security charges, and other related costs shall be borne by the contractor. These fees will be charged according to the Guidelines on Move-in Period and Overtime Charges.

Form 2-2 Construction Deposit and Electricity Services Application

Deposit Items: Deposit will be fully refunded without any damages after move-out period					
1.	Electricity Protection Box deposit (including 10 meters cable)		1000.00		
2.	**Booth Area 9㎡-36㎡**	Construction Deposit	15000.00		
3.	**Booth Area 37㎡-72㎡**	Construction Deposit	25000.00		
4.	**Booth Area 73–126sqm**	Construction Deposit	35000.00		
5	**Booth Area 127–300sqm**	Construction Deposit	55000.00		
6	**Booth Area 301–500sqm**	Construction Deposit	80000.00		
7	**Booth Area 501–800sqm**	Construction Deposit	100000.00		
Exhibition liability insurance and third-party insurance is a requirement.					
Total Deposit:					

Remarks:

1. Deposit: Each exhibitor (Raw Space) must pay the construction deposit and buy exhibition liability insurance. All deposit should be paid by certified contractors.

2. Insurance: Please bring the original paper of the exhibition liability insurance and third party liability insurance when you collect the construction worker permit. Contractors are not permitted to start construction without the insurance documents.

3. Construction badge and Vehicle Pass

Before applying the construction badge and vehicle pass, contractors should first pass the registration verification process of the venue, which will take a few days' time. Then apply to the official contractor D-Make Company to be a licensed contractor for Dental South China. When the venue has approved the verification, the contractor can start the application for construction badge and vehicle pass. It is suggested to start the application after January 1st.

4 .For safety reasons, please do not connect to the power load with lighting circuit. Otherwise, exhibitors or their contractors should take the full responsibility of all consequences. They are advised to apply a dedicated power circuit to connect the power load.

4. Electric expense includes: electricity fare, electric box rent, 10-meter cable, accessories and labour cost. Please find the following standard fee of exceeding cable: more than 10m below 63A: RMB 25/m, 63A-100A：RMB 35/m；150A：RMB 50/m；200A：RMB 60/m；250A：RMB 80/m；300Aand above：RMB 100/m. Contractors should prepare a Secondary Protection electric box in order to access the electricity.

5. Electric box relocation fee will be charged if exhibitor requires reinstalling, changing or canceling the electric box.

6. If exhibitors need 24-hour power supply, they must apply 15 days ahead of move-in period. After official approval, triple amount of electric expense will be charged.

Form 2-3:Booth Water and Compressed Air Application Form (Optional)

Exhibition: Dental South China 2026

Hall Booth No.:	**Booth Size: sqm**
Exhibitor:	**Contractor (with company stamp):**
Constructor Contact Person:	**Tel:**
Mobile:	**Email:**

No.	Item	Unit Price (RMB)			Quantity	Amount (RMB)
		before 15 Jan.2026	**16 Jan. – 18 Feb. 2026 (30% surcharge)**	**19 Feb.. - Exhibition (50% surcharge)**		
Compressed Air (For the entire Exhibitor Period)						
1	Gas Consumption: ≤0.4 Cubic Meters/Minute, DN15mm (Construction by the Exhibition Hall)	3900.00	5070.00	5850.00		
2	Gas Consumption: ≤0.9 Cubic Meters/Minute, DN15mm (Construction by the Exhibition Hall)	4500.00	5915.00	6750.00		
3	Water Consumption: single Water Connection Point:DN15mm(Self-construction,Self-provided Reinforced Hose, Valve, and Accessories)	400.00	520.00	600.00		
4	Water Consumption: Single Water Connection Point DN15mm (Including water connection point, labor for installation and removal, water supply and drainage pipes, tools, auxiliary materials, and on-site maintenance fees, applicable to the 4-part rigid pipe connection project in area D)	900.00	1170.00	1350.00		
Total Expense						

Note:

1.In accordance with the principle of "who is in charge, who is responsible; who uses, who is responsible," all parties shall perform their duties and assume their responsibilities as stipulated by the exhibition hall, clarify the responsibilities of each compressed air user within the Canton Fair exhibition hall, and jointly ensure the safe management of compressed air usage within the hall. Each compressed air user is responsible for the safety of their operations.

2.The exhibition hall has the right to inspect the on-site usage of compressed air and to stop non-compliant use of compressed air.

3.The fixed female quick coupler for compressed air in the exhibition hall's trenches must not be used without the approval of the exhibition hall.

4. It is strictly forbidden for any unit to replace or dismantle any fixed compressed air equipment and facilities within the scope of the exhibition hall without approval. If unauthorized operations or mistakes cause damage to equipment and facilities, compensation must be made at the replacement value, and

serious cases will hold the responsible units accountable.

5.The construction team of the exhibition hall is responsible for connecting the exhibition compressed air usage facilities to the fixed female quick coupler in the exhibition hall's trenches, and is in charge of the material preparation (male quick coupler, reducing pipes, air hoses, etc.), installation, and management of related facilities for compressed air usage at the exhibition site.

6.Users must use compressed air reasonably and in compliance with regulations, strictly prohibiting the disorderly connection and placement of compressed air equipment and operations that violate the safety regulations for compressed air usage. At the end of each workday, the air valve must be properly closed and sealed.

7.The compressed air user is responsible for inspecting its own compressed air equipment and facilities, and any abnormalities or defects must be dealt with immediately and reported to the business supervision department.

8.It is prohibited to connect gas under pressure; compressed air equipment pressure pipelines must not be operated under pressure during maintenance and installation. To ensure work safety, the air supply pipelines passing through pedestrian passages must be covered with bridge boards.

9.It is strictly forbidden to use compressed air for blowing on oneself, the ground, or for other uses, which are considered wasteful practices. Such wasteful practices are strictly prohibited.

10.Booths with water requirements must be protected with waterproof cloths.

11.The connection points for compressed air and water are all located within the indoor trenches of the hall. It may not be possible to accept your application if the nearby connection points are not within your company's booth and cannot be accessed due to construction after the special installation enters (including early entry). Please apply at least one week before entering to ensure service can be provided.

12.The exhibition hall may require the applying contractor to submit additional documents based on actual circumstances, and please cooperate at that time.

Form 2-4:Booth Lifting Point Application (Optional)

Exhibition: Dental South China 2026

Hall Booth No.:		**Booth Size: sqm**				
Exhibitor:		**Contractor (with company stamp):**				
Constructor Contact Person:		**Tel:**				
Mobile:		**Email:**				
No.	Item	Unit Price (RMB)			Quantity	Amount (RMB)
		before 15 Jan.2026	**16 Jan. – 29 Jan. 2026 (30% surcharge)**	**30 Feb.. - Exhibition (50% surcharge)**		
For the entire Exhibitor Period						
1	Lifting Point (Load Capacity 200KG)	2500	3250			
2	Manual Hoist 10-12 Meter Chain (1 Ton).	360	468			
3	Manual Hoist 15-20 Meter Chain (1 Ton)	540	702			
4	Electric Hoist 10 Meter Chain (1 Ton)	1440	1872			
5	Electric Hoist 20 Meter Chain (1 Ton)	1800	2340			
Total Expense						

1.This form is the first step in the application process for lifting point services; additional materials will be required in accordance with the exhibition hall's requirements.

2.The special decoration insurance policy for the booth's lifting points must include coverage for the installation and removal of the booth's lifting point suspension structure.

Remarks:

1.Structural lifting points refer to the points used for suspending non-lightweight items such as booth structures, lighting fixtures, and audio equipment;

2.The exhibition hall lifting point service provider is the designated lifting point operating unit of the Canton Fair venue, responsible for the implementation and related work of lifting points within the exhibition hall. The exhibition hall lifting point service is applied for by the main contractor to the exhibition hall lifting point service provider. Lifting point service provider for Hall D: Guangzhou Canton Fair Exhibition Engineering Co., Ltd.

3.The aforementioned price includes the installation fee for the hoist, and it is mandatory to rent the hoist equipment provided by the exhibition hall when applying for exhibition hall lifting points; the use of personal hoists is not allowed.

4.All lifting point drawings must be submitted for approval 20 days before Contruction Period; Applications not submitted before this deadline may be rejected.For applications already submitted, the contractor must confirm the number and location of lifting points 10 days before Contruction Period;; failure to confirm on time will result in the cancellation of the lifting point application. Due to actual construction factors, lifting point applications will not be accepted from February 15, 2025, onwards.

5.Lifting point fees are calculated based on the number of master points used. A single conversion frame and the suspended object should have no more than two contact points. If more than two are needed, the lifting point service

provider will assess based on load-bearing and other safety factors, and if conditions permit, may increase the number of contact points under the conversion frame, with fees calculated based on the number of contact points used under the conversion frame.

6.Detailed procedures are as follows. The content is important, please read carefully:

6.1 Suspension Parameters: Area D area has overhead suspension points covering the entire venue, with a single point load-bearing capacity of 200kg per point. The height of the upper edge of the suspended structure from the ground for booth suspension is: single-layer booths ≤6.5 meters, double-layer booths ≤8 meters.

6.2 Suspension Point Interface The exhibition hall's suspension point service provider is responsible for installing the slings and chain blocks to the specified height. The lifting objects and related safety responsibilities below the chain block hook are the responsibility of the suspension point user to provide and bear.

6.3 Structural Suspension Point Service Guidelines

6.3.1 Requirements for Suspended Objects at Structural Suspension Points

6.3.1.1 Objects that can be suspended at structural suspension points include: lighting fixtures, projectors, light boxes, signs, ceiling panels, LED screens, and trusses and metal frame structures for suspending the aforementioned equipment.

6.3.1.2 The suspended objects must be prepared and assembled by the suspension point user themselves.

6.3.1.3 Suspended objects must be solid and reliable metal or steel-wood assembled structures, and pure wood structures, ultra-low sound systems, and line array sound systems are not allowed to be suspended.

6.3.1.4 Suspension points cannot be used for lifting and hoisting other non-suspensible objects and equipment.

6.3.1.5 Suspended objects should be in a static display state and cannot be used for any active structures or equipment suspension.

6.3.1.6 Suspended structures should be free-standing and not connected to ground structures.

6.3.1.7 Objects that affect the safety of the Canton Fair exhibition hall facilities and equipment must not be suspended.

6.3.2 The dimensions of the suspended structure must not exceed the size of the booth itself.

6.3.3 The load-bearing of the suspended structure must be evenly distributed, and uneven load-bearing causing structural instability or other safety hazards is not allowed.

6.3.4 If the suspended object involves electricity, the wiring must be neat, high-voltage wires must be laid in conduits, low-voltage signal wires can be laid without conduits but must be neat, wire joints must not be wrapped with tape, must be connected with insulated terminals, and an independent power control switch must be set on the ground.

6.3.5 The connection between the suspended structure and the truss must be solid and reliable.

6.3.6 The connection between the suspended structure and the chain block hook must use a lifting-specific shackle, and detailed drawings are required.

6.3.7 Each piece of equipment installed in the suspended structure must be equipped with a separate steel wire safety (illustrated with drawings).

6.3.8 The fire retardancy grade of the suspended materials must reach grade B1 or above.

6.3.9 Complex special booth positions need to provide specific construction plans and construction processes, and provide a structural load calculation book (including the seal of a registered structural engineer).

6.3.10 The main load-bearing truss structure of the suspension must use a dedicated truss that meets national standard requirements, is solid and reliable, and must provide the material specifications and model of the load-bearing truss, detailed connection drawings, and self-welded trusses are strictly prohibited.

6.3.11 For 200mm aluminum frames, the span is within 4 meters, for 300mm aluminum frames, the span is within 6 meters, and for 400mm aluminum frames, the span is within 9 meters, determined according to the actual suspension plan.

6.4 Equipment Requirements for Structural Suspension Points

6.4.1 When the number of suspension points applied for by a single structure exceeds 16 (including 16), to ensure the safety of structural lifting, the use of electric chain blocks is required; and the electric chain blocks used for the entire single structure must be of the same brand and specifications.

6.4.2 The suspension structure adopts the principle of one suspension point and one chain block for vertical suspension, and oblique pulling is not allowed.

6.4.3 When applying for the use of suspension points, it is necessary to rent the exhibition hall's electric chain blocks or manual chain blocks. The exhibition hall's suspension point service provider is responsible for the installation of suspension points (straps), chain block installation, and chain block recovery. After the completion of the suspended object structure, the collection and lowering of the chain from the ground to the suspended object are the responsibility of the booth builder. The lifting and lowering of the suspended objects of the exhibition booths renting electric chain blocks are operated by the exhibition hall's suspension point service provider. The lifting and lowering of the suspended objects of the exhibition booths renting manual chain blocks are completed by the suspension point user under the supervision of the suspension point service provider.

6.5 Structural Suspension Point Service Application Process and Precautions

6.5.1 The suspension point user submits a suspension point service application to the official contractor. The contractor must submit the suspension point service application, equipment rental application, and preliminary application materials and drawings (electronic version) to the suspension point service provider 20 natural days before the exhibition enters, see "Suspension Point Service Application Audit Material List"; the number and position of the suspension points must be confirmed by the contractor 10 natural days before the exhibition enters, and the contractor must submit the confirmed version of the application materials and drawings (with official seal, two paper copies) to the suspension point service provider.

6.5.2 Special continuous extension exhibition booth's hanging points and equipment rental application deadlines will be appropriately advanced according to the exhibition hall used and the schedule, with specific dates to be announced after consultation between the hanging point service provider and the exhibition hall.

6.5.3 Applications for hanging point services must be submitted in advance according to the declared time, and on-site hanging point applications after admission are not accepted. Applications for hanging points and equipment rentals submitted after the deadline and those not completed within the specified time must be reviewed and confirmed by the hanging point service provider to ensure that the on-site implementation is feasible before orders can be confirmed. The exhibition hall's hanging point service provider has the right to unconditionally refuse applications for hanging points and equipment rentals submitted after the deadline and those not completed within the specified time.

6.5.4 List of documents required for the review of hanging point service applications:

Item	Documents	Details
1	Exhibition Hall Hanging Point Service Safety Commitment Letter	The Safety Commitment must be submitted in hardcopy and stamped with the official seal of the hanging point user.
2	Booth Construction Insurance	The policy coverage includes the installation and dismantling of booth hanging structures.
3	Lifting Point Structure Series Drawings	1.Full Hall Lifting Point Booth Location (Orientation Diagram); 2.Multi-angle Effect Drawings of Hanging Point Booths; 3.Hanging Point Distribution Dimension Drawing (drawn according to the available hanging point location diagram of the exhibition hall, clearly indicating all hanging point booth locations and the distances from the four sides of the booth); 4.Detailed List and Description Diagram of Suspended Object Materials and Weights; 5.Suspended Object Data List (clearly indicating the size, weight, material of each structure, as well as the model, specifications, quantity, and self-weight of the equipment on the structure); 6.Connection Method Between Suspension Structures, Hoist Hooks, and Trusses; Blueprints of booth suspension structures designed by a qualified design unit and hanging point load-bearing reports, with design stamps on the drawings and reports.
4	Lifting Point Application Form	Submit the application 4 hours in advance; the application form must be submitted in hardcopy with a stamped seal (can be provided on-site). Due to space limitations, please contact the main contractor's staff to obtain it.

Form 2-5: Safety Commitment for the Use of Lifting Points in Exhibition Halls

To implement the policy of "people-oriented, safety first," in accordance with relevant laws, regulations, and other provisions, to ensure the safety of exhibition activities, we make the following safety commitments in the process of applying for and using hanging point services:

Article 1: Our Hanging Point Safety Responsible Person

We hereby clarify that Name:_____ID Number:_____

Mobile Phone:_____is the safety responsible person for the booth hanging points of this exhibition.

(Please fill out the above information in writing)

Article 2: Commitment Matters

1.We promise that all the Lifting point review materials submitted by us are true and reliable.

2.We promise to be responsible for the safety of our property and our staff, to purchase insurance for them, and to provide necessary qualified construction safety labor protection tools and supplies, ensuring that all relevant personnel wear safety helmets during the construction and dismantling period.

3.We promise to strengthen safety education for construction personnel. We will not arrange construction personnel who have not received safety education, technical training, and have not passed the assessment to work on the job.

4.We promise that for personnel engaged in high-altitude operations, we will ensure they are qualified and certified after training by the safety production supervision or quality technical supervision department.

5.We are responsible for ensuring construction safety protection facilities. Measures will be taken to prevent accidents caused by falling from heights and falling objects.

6.We promise that all equipment, facilities, components, structures, and other related materials used comply with relevant laws and regulations and are safe and reliable.

7.We promise to comply with the safety inspection work of the construction site by the hanging point service provider and various departments of the exhibition hall, to comply with arrangements and promptly rectify unsafe factors, to eliminate accident seeds and hidden dangers, and to prevent and avoid personal injury accidents.

8.We promise to comply with other safety regulations in the exhibition hall's "China Import and Export Fair Exhibition Guide."

9.I promise to strictly follow the reviewed drawings for construction. If the construction does not match the drawings, we will stop construction and comply with and rectify according to the requirements of the hanging point service provider.

10.If the hanging points cannot be used due to our violation of the "China Import and Export Fair Exhibition Guide" regulations, we will bear the costs of the applied hanging points and equipment.

Article 3: Construction Safety Accident Liability

We promise that in the process of applying for and using hanging point services, if any personal injury, safety production, or other liability accidents occur due to our improper design or improper operation by our on-site personnel, including third-party safety liability accidents, we will bear the responsibility and compensate for the losses caused to the exhibition hall; if a major safety production liability accident occurs, and we receive penalties from relevant administrative authorities, we will also bear the corresponding responsibility.

Article 4: Other

The commitments we make are legally binding on us. This commitment letter is in triplicate, with two copies retained by the exhibition hall and one copy retained by the Officail contractor.

Commitment Party (Official Seal): Safety Responsible Person:

Legal Representative or Authorized Agent: Date:

Form 2-6: Lifting Point Service Application Form

Exhibition: Dental South China 2026

	Booth No;	Company Name	Lifting Time	Lifting Points
1				
2				

Note:
1.The party using the lifting points is responsible for the construction of the suspended structure and the operation of the hand chain hoists. Any issues that arise during the lifting or lowering operation of the suspended structure shall be entirely borne by the party using the lifting points.
2.The organizer of the exhibition/event or the official contractor for the venue setup is responsible for reviewing the drawings of the suspended structure, inspecting the suspended structure on-site to ensure it is consistent with the final approved drawings, and confirming the safety of the suspended structure before lifting.
3.The lifting point service provider is responsible for reviewing the weight of the suspended structure and confirming that the weight of the suspended structure is within the weight limit (single point ≤ 200KG) before lifting.
4.The rental of manual chain hoists is the responsibility of the exhibition venue to install, and the party using the lifting points must accept the time adjustment arrangements made by the venue based on the actual situation on-site.
5.Applications for lifting points must be submitted at least 4 hours in advance.

Booth No;:

Responsible Person::

Official Contractor (Official Seal):

Date:

6.5.5 The user of the lifting point must ensure that the declared information is true, accurate, and not changed without authorization. Once all lifting plans have been approved, the construction site must be carried out according to the confirmed plan. If it is found that the lifting point on the site is not constructed according to the originally submitted plan, and the suspended object exceeds the declared weight, the exhibition venue has the right to stop the construction on site. The user of the lifting point must reduce the weight of the suspended object or increase the lifting points as required, and the additional cost for the lifting points on site will be charged at 2.5 times the original price.

6.5.6 The user of the lifting point shall bear the relevant costs incurred due to their own reasons, such as the lifting plan not being approved, leading to late application; and shall bear the rectification costs and all related losses caused by their own reasons, such as not implementing according to the declared weight.

6.5.7 The power distribution, testing, and commissioning of the suspended equipment are the responsibility of the booth builder. If this affects the lifting of the booth structure, the booth builder shall bear the responsibility.

6.5.8 If the contractor rents the manual chain hoists from the lifting point service provider, the contractor is responsible for storing the chain of the chain hoists as required after the lifting structure is in place.

6.6 Structural Lifting Point Service Work Process

6.6.1 The user of the lifting point (exhibitor and construction unit) submits a lifting point service application to the main contractor of the exhibition.The official contractor of the exhibition preliminarily reviews the materials and drawings, compiles the qualified booth information, and submits an application to the lifting point service provider.

6.6.2 The lifting point service provider reviews the application materials. If there are any issues with the booth, it will be returned to the official contractor for communication and modification or supplement of materials with the user; for the preliminarily qualified booth, an audit opinion and lifting point layout plan will be issued and submitted to the main contractor for confirmation.

6.6.3 The official contractor of the exhibition and the user of the lifting point confirm the lifting point plan, re-examine and confirm the lifting point service application materials, and submit the stamped paper version and electronic version of the application materials to the lifting point service provider. The lifting point layout plan must be confirmed and stamped by the exhibitor and the contractor.

6.6.4 The exhibition booth is lined, and the user of the lifting point, the official contractor of the exhibition, and the lifting point service provider jointly determine the suspension structure and lifting point location on site.

6.6.5 The lifting point service provider installs the lifting point slings and chain hoists.

6.6.6 After the contractor completes the installation and self-inspection of the suspension structure and lifting point binding, and it is qualified, they apply to lift the suspension structure. The official contractor of the exhibition and the lifting point service provider jointly inspect and confirm that it is qualified before lifting operations can be carried out.

6.6.7 If the contractor rents manual chain hoists from the lifting point service provider, the contractor lifts the operation under the joint supervision of the official contractor of the exhibition and the lifting point service provider; if renting electric chain hoists from the lifting point service provider, the booth builder cooperates with the lifting point service provider to lift the suspension structure.

6.6.8 After the booth suspension structure is in place, the official contractor of the exhibition submits a booth lifting point service confirmation form to the lifting point service provider, confirming the completion of the lifting work and the quantity of lifting points, rented trusses, chain hoists, slings, chains, and storage bags, etc.

6.6.10 After the exhibition ends, the contractor completes the removal of the ground exhibition structure, flattens the site, and when the ground meets the requirements for lifting operations, they apply to the main contractor of the exhibition to lower the suspension structure.

6.6.11 The official contractor of the exhibition and the lifting point service provider inspect the site. Only when the booth ground meets the requirements for lifting operations are they allowed to lower the suspension structure operation.

6.6.12 If the contractor rents manual chain hoists, the contractor lowers the suspension structure under the joint supervision of the official contractor of the exhibition and the lifting point service provider; if renting electric chain hoists , the contractor cooperates with the lifting point service provider to lower the suspension structure.

6.6.13 After the contractor completes the removal of the suspension structure, the slings and chain hoists are recovered by the lifting point service provider.

Form 3 Booth Construction Safety Commitment

Exhibition: Dental South China 2026

This Commitment will be sent to security and fire security Department for inspection.

Exhibitor:		Contractor:	
Contact Person:		Contact Person:	
Mobile:		Mobile:	
Booth Size:	sqm		
List of Booth Construction Safety Management:			
Name of Security Administrator	Region of Responsibility (Booth No.)	Mobile	ID Number
Commitment of Exhibitor	Our company promise: We will strictly supervise our contractor, ensure the contractor adhere to relevant compulsory technical norms, standards and requirements written in "Fire Safety Regulations" stipulated by the Exhibition Venue when carrying out booth design and construction work. We will bear the responsibility if the contractors violate the rules and regulations. Signed (by Responsible Person): (with Company Chop) Date:		
Commitment of Contractor	Our company promise: We will carry out the booth design and construction work in accordance with the relevant compulsory technical norms, standards and requirements written in "Fire Safety Regulations" stipulated by the Exhibition Venue. We will ensure the safety of booth structural and construction during move-in, move-out and exhibition periods. If there are accidents caused by booth collapse, falling objects, fire, and lead to loss of life and property, we will bear all the economic loss and legal responsibilities. Our company promises to accept the supervision of the Official Contractor and relevant management departments of the exhibition, so as to ensure the security measures can be carried out effectively and hidden dangers can be eliminated. Signed (by Responsible Person): (with Company Chop) Date:		

Form 4 Electricity Safety Pledge

Exhibition: Dental South China 2026

To tie in with the China Foreign Trade Center (Group) (hereinafter referred to "**Venue**"), carrying out electricity safety management work, clear lines of responsibility and ensuring exhibition and construction safety, under the "Safety in the Use of Electricity at China Import and Export Fair" (hereinafter referred to "**Regulations**"), as the exhibitor of Dental South China 2025, our company(with booth No:_____) and our booth construction contractor are now pledge to the "**Venue**":

1、 Strictly abide by the **"Regulations"** written in the Contractor Service Manual, if any negative consequences arising from illegal installation or use of electricity during the exhibition period (including move-in and move-out periods), we will bear all the related economic compensation and legal responsibilities.

2、 A person will be sent to the exhibition venue during exhibition period (including move-in and move-out periods). He/ she will be responsible for the safety of electrical and maintenance work and should be able to eliminate any hidden danger to ensure booth security.

3、 Comply with the supervision and management of the "**Venue**", implementing the safety use of electricity and corrective measures earnestly.

The "**Electricity Safety Pledge**" should be printed in triplicate (TWO sets for the **"Venue"**, ONE set for the Official Contractor). It will be considered as effective on the date of signature with company chop. (This is a compulsory document for Raw Space Booth Construction application)

Exhibitor:(with Company Chop)

Legal Representative or Responsible Person for Security (Signature)

On-site Responsible Person for Security or Electrician (Signature)

Contact No.:

Date:

Contractors:(with Company Chop)

Legal Representative or Responsible Person for Security (Signature)

On-site Responsible Person for Security or Electrician (Signature)

Contact No.:

Date:

Form 5 Responsibility Pledge of Security Administrator

Exhibition: Dental South China 2026

Commitment of Security Administrator

Exhibitor:		Contractor:	
Security Administrator:		ID number:	
Mobile:		Booth Size	sqm

I am_____(ID number_____) the SecurityAdministrator of
Exhibitor: Booth no.:, I commit to do the following:

a) Read the Official Contractor Service Manual and the management regulations carefully, following the principle of "Safety First"when managing the booth construction work.
b) Carry out booth construction work in accordance with the national decoration engineering mandatory technical regulations, standards and requirements written in "Fire & Safety Regulations" stipulated by the Exhibition Venue".
c) To be on guard during exhibition period (including move-in and move-out periods). Ensure the safety of booth structure and construction work.
d) If there are accidents caused by booth collapse, falling objects or fire that lead to loss of life and property, I commit to bear the responsibility. Also, I will send the casualties to hospital immediately and pay for the medical fee.
e) Subject to the supervision and management of the Official Contractor, Organizers and Exhibition Venue, implementing the safety measures and corrective actions, eliminating the hidden dangers in time.
f) Responsible for handling all of the site operation work.
g) Keep the construction worker permits.Do not lose and transfer the permits to others.
h) Ensure the construction workers wear a safety helmet and belt during work. Herringbone ladder must be connected with metal (Cannot connect with cloth or other materials), scaffolding must not exceed 2 layers and workers must get off the ladder when they move.
i) During move-out period, do not push or pull down the booth structures. And will not tear down the booth by third-party workers.

Security Administrator: (Signature)Company Chop：
Date:

ID copy of Security Administrator (Front)	ID copy of Security Administrator (Back)

Form 6 Construction Safety Regulations and Penalties

★Remarks:

1. Where serious accidents (e.g. booth collapse, casualties, fire hazard) arise because of contractor's violation of the construction safety regulations, the appointed contractor should bear all consequences and economic losses of Organizers, official contractor and the venue.
2. Regarding the degree of violation, official contractor would give the violator verbal or written warnings and deduction of construction deposit.

Type	No.	Violated conducts	deduct point	Penalties and Remarks
Electricity Safety	1	Electrical installation work without application or Official Contractor's approval	5	To pay the difference in price on site and penalty: RMB 2,000
	2	Replace the main switch of the secondary protection electric box after passing the inspection, and the specification of the replaced main switch is greater than what is applied	15	Penalty: RMB 3,000 To pay the difference in price on site.No power before rectification and the contractor's person in charge must explain the situation in writing
	3	Electricians without valid electrician license	15	Penalty: RMB 1,000 Electricians without electrician license cannot work in this exhibition again
	4	Violation of electrical installation regulations	15	Penalty: RMB 1,000 No power supply before rectification
	5	The use of forbidden materials (e.g. neon light, iodine tungsten lamp, quartz lamp, parallel circuit, twisted circuit)	10	Penalty: RMB 1,000 No power supply before rectification
	6	Without turning off power supply (except those applied for 24-hour power supply) No electricians on duty during construction and dismantling period	5	Penalty: RMB 500 per booth per time The electrician must come to the counter of official contractor to study safety regulation the next day Contractors will bear all the responsibility If the electricity is cut off by third party
	7	Booth with trusses or metal components without earthing	15	Penalty: RMB 2,000 Trusses or metal components must be earthed within one hour. No Electricity will be supplied unless the metal components are soundly earthed.
	8	No independent cycle circuit for equipment and lighting	5	Penalty: RMB 2,500 Cut power supply before rectification
	9	No independent cycle circuit for stage equipment(silent performance), LED or lighting	5	Penalty: RMB 2,500 Cut power supply before rectification
	10	No electricians on duty during stage (silent performance) construction	5	Penalty: RMB 500 per time The electrician must come to the counter of official contractor to study safety regulation the next day
	11	Accident related to improper use of electricity during move-in or move-out period (No casualty)	10	Penalty: RMB 3,000 Workers suspend working immediately and study safety regulation for one hour
Hygienic Precaution	1	Do not pay attention to personal hygiene, working topless or with slippers	10	Penalty: RMB 500 Forbidden to enter the hall before rectification
	2	Working with abnormal temperature or working while being sick	20	Penalty: RMB 2,000 Confiscation of the permit and no entering the hall again
	3	Refused to sign written notice when violation of construction regulations or safety hazards is found during construcion	10	Penalty: RMB 1,000 Power be cut off and workers forbidden to work before signature is completed,
	4	After receiving the notice, the booth safety officer fails to arrive at the designated location in the venue within 40 minutes.	10	Penalty: RMB 500 After the booth safety officer is late for the first time, the official contractor has the right to cut off the booth' s power

				supply and require construction personnel to stop work and leave the booth.
	5	Booth safety officer left the venue before the booth setup completed	10	Penalty: RMB 1,000 Booth safety officer return to the venue immediately
	6	Unauthorized construction or improper use of construction permits, or obtaining permits on behalf of unrelated personnel.	5	Penalty: RMB 200/person/time In addition to suspending the worker’s qualification, the venue will be notified. Any penalties imposed by the venue will be applied separately and will not replace or revoke the penalties issued by the official contractor.
	7	Using Vehicle pass of exhibits for delivering construction materials	20	Penalty: RMB 1,000 Confiscation of the permit and no entering the hall
	8	Using false information to obtain exhibitor vehicle passes during move-in and move-out.	20	Penalty: RMB 1,000 Confiscation of the permit and no entering the hall
	9	To be subordinate to an unauthorized contractor	40	Penalty: RMB 5,000 Cancel the qualification for DSC contractor for 4 years
	10	No cameras installed in the booth	15	Penalty: RMB 1,000 Camera shall be installed within 3 hours after receiving the notice, or there will be extra penalty
	11	No camera installed in the booth after reviewing	5	Penalty: RMB 500 Camera shall be installed within 3 hours after receiving the notice, or there will be extra penalty
	12	At any stage, failure to cooperate with the supervisory requirements of the venue, the organizer, and the official contractor, or refusal to comply with management.	15	Penalty: RMB 800 If multiple persons commit repeated violations, each person and each violation shall be counted separately.
	13	Arriving late at or leaving early from the safety officer meeting.	5	Penalty: RMB 200
	14	Do not attend the safety officer meeting.	10	Penalty: RMB 500
	15	Failure to wear required protective equipment, or wearing protective gear that does not meet regulations during construction.	5	Penalty: RMB 1000 Construction personnel involved in violations shall suspend work and undergo safety training. If the relevant authorities impose additional penalties, such penalties shall be applied separately, and the penalties imposed by the official contractor shall not be revoked.
Construction Safety	1	The use of open fire without written approval or no one on duty during the operation	10	Penalty: RMB 2,000 Confiscation of the forbidden devices
	2	Safety concerns such as structural instability in booth construction and have not caused any incident	15	Penalty: RMB 3,000 Enforce the stability of booth structure. Workers suspend working afterwards and study safety regulation for one hour
	3	Throwing items randomly during construction	10	Penalty: RMB 500 Workers suspend working immediately and study safety regulation for one hour
	4	The use of flammable and explosive items (e.g. alcohol)	10	Penalty: RMB 1,500 Workers suspend working immediately and study safety regulation for one hour
	5	Using electric saw, planer, cutting without written approval	10	Penalty: RMB 1,000 Workers suspend working immediately and study safety regulation for one hour
	6	Tearing down the booth brutally during move-out period	10	Penalty: RMB 4,000 The official contractor may make a determination based on photos or video evidence.
	7	Rough or improper dismantling during move-out, causing the entire booth or parts of its structure	10	Penalty: RMB 2,000 The official contractor may make a

		to sway or shake.		determination based on photos or video evidence.
	8	During move-out, rough handling of dismantling without proper safety measures to prevent components from falling, and causing damage to display panels.	10	Penalty: RMB 2,000 The official contractor may make a determination based on photos or video evidence.
	9	Improper use of herringbone ladder	5	Penalty: RMB 1,000 per person per time Workers suspend working immediately and study safety regulation for one hour
	10	Not use scaffolding for working over 2 meters	5	Penalty: RMB 500 per person per time Workers suspend working immediately and study safety regulation for one hour
	11	When working at height, the scaffolding exceeds 2 stories or improper use of the scaffolding	10	Penalty: RMB 1,500 per person per time Workers suspend working immediately and study safety regulation for one hour
	12	Not wearing or improper use of safety belt when working at height	5	Penalty: RMB 1,500 per person per time Workers suspend working immediately and study safety regulation for one hour
	13	No preparation of powder fire extinguisher during construction or hanging fire distinguisher for closed roof booth	5	Penalty: RMB 800 / booth Equipped with fire distinguisher immediately
	14	Blocking the aisle hall during construction	5	Penalty: RMB 1,000 per booth per time Workers suspend working immediately and study safety regulation for one hour
	15	Water leakage	5	Penalty: RMB 2,000 and extra penalties compensation for the losses of Exhibition Venue
	16	Blocking any fire-fighting facilities, fireproof door, emergency exits, public passage, power distribution cabinet and cameras	5	Penalty: RMB 1,500 and extra penalties compensation for the losses of Exhibition Venue
	17	Making use of flammable textile for booth construction; making use of wood for construction without fireproof coating	5	Penalty: RMB 2,000 and make necessary rectification by request
	18	Over height or oversize construction	10	Over height penalty: RMB 2,000 Oversize penalty: RMB 1,000 / sqm (less than 1sqm: RMB 1,000) And make amendment by request
	19	stage performance without approval	5	Penalty: RMB 2,000and make necessary changes by request
	20	Truss structure in standard booth	10	Penalty: RMB 1,000 Immediate correction of the structure
	21	No stable steel plate for truss structure	10	Penalty: RMB 1,000 Immediate correction of the structure
	22	No truss sleeve, pin and clamp for truss construction	10	Penalty: RMB 1,000 Immediate correction of the structure
	23	The length of beam is overlong	10	Penalty: RMB 1,000 Immediate correction of the structure
	24	Overtime work without approval	10	RMB 1,000 and pay supplementary costs
	25	On-site construction not carried out in accordance with the approved drawings.	15	Penalty: RMB 3,500 Ordered to make corrections within the prescribed time limit and to undergo safety training.
	26	Failed to post the Contractor Contact information form in an obvious place of booth during the move-in and move-out period	5	Penalty: RMB 500 and modify within one hour
Booth Cleaning	1	Dump waste in the sinks or sewer	5	Penalty: RMB 2,500 and the cleaning fee
	2	Painting inside the hall	5	Penalty: RMB 500
	3	Damage the carpet in main aisle or inside the standard booth	5	Penalty: RMB 1,000 and pay for the cost of changing carpet
	4	No cover for the back of the higher structure adjacent to the next booth	5	Penalty: RMB3,000 There will be extra charge if working overtime
	5	Company name or logo appear in the higher part of the adjourning wall and do not keep 0.5 meters ‘distance, and do not amend after 2 hours	5	Penalty: RMB 1,000

		'notice		
	6	Making use of Exhibition Venue facilities (e.g. the ceiling, wall, pillar, railing, window) for construction	10	Penalty: RMB 500 / sqm (less than 1sqm:RMB 500)
	7	Nailing, painting ,drilling or using foam double-side tape on the booth materials	5	Wall panel: RMB 200 / each Aluminum pillar: RMB 250 / each Flat aluminum pillar: RMB 200/m
	8	Construction waste left in the booth after move-out period	0	Penalty: RMB 3,000
	9	Decorate, posters or other advertising materials left in the booth after move-out period	0	Penalty:RMB1,000 / piece Maximum RMB 2,000
	10	Carpets or other items left behind in the exhibition hall or its surrounding areas during move-out.		Penalty: RMB 1,000 per item, with a maximum of RMB 2,000.
	11	Carpets or other items left behind in the exhibition hall or in areas surrounding the venue during move-out.		Penalty: RMB 1,000 per item, with a maximum of RMB 2,000.
Intellectual Property Right	1	The booth designs and proposals used in the exhibition infringe intellectual property right of other companies.	10	Compensate the other company and deduct RMB 2,000 from deposit
	2	Onsite disorder aroused by intellectual property dispute.	10	Penalty: RMB 3,000 and report to the police
	3	Any onsite disorder between exhibitors and contractors	10	Penalty: RMB 3,000 and report to the police

Special Notice:

The fine will be ducucted from the construction deposit. For contractors violate the regulations and refuse to revise, official contractor has the right to suspend their construction and deduct full construction deposit. Contractors have to pay the differences if construction deposit is not enough for compensation. If the contractors have been fined for over 5 times, the official contractor will suspend their construction in Dental South China.

Our companyhas well acknowledged the construction safety regulations and penalties.

Company Name:

Security Administrator (Signature):

Company Chop:

Contact No.:

Date:

Example for Custom-built Stand/ Raw Space Construction Application

1 Booth Design Drawing with material specifications

2 Plan, elevation, side view and three dimensional of design proposal

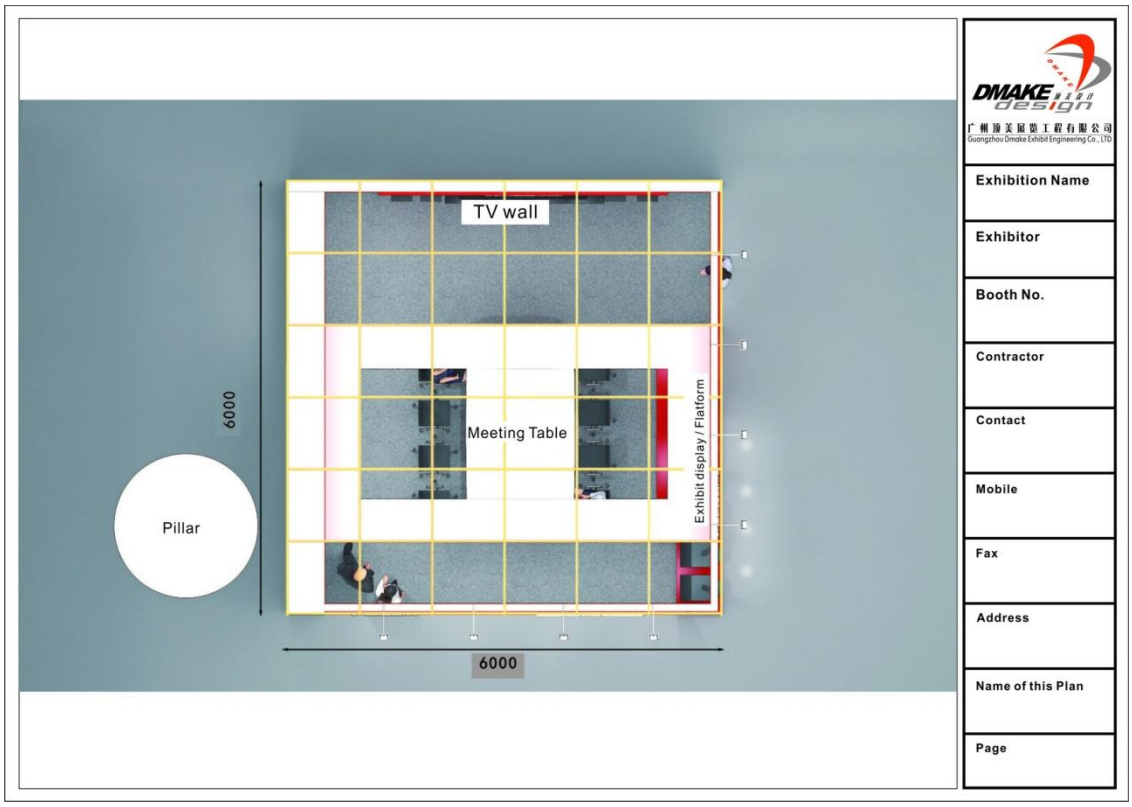

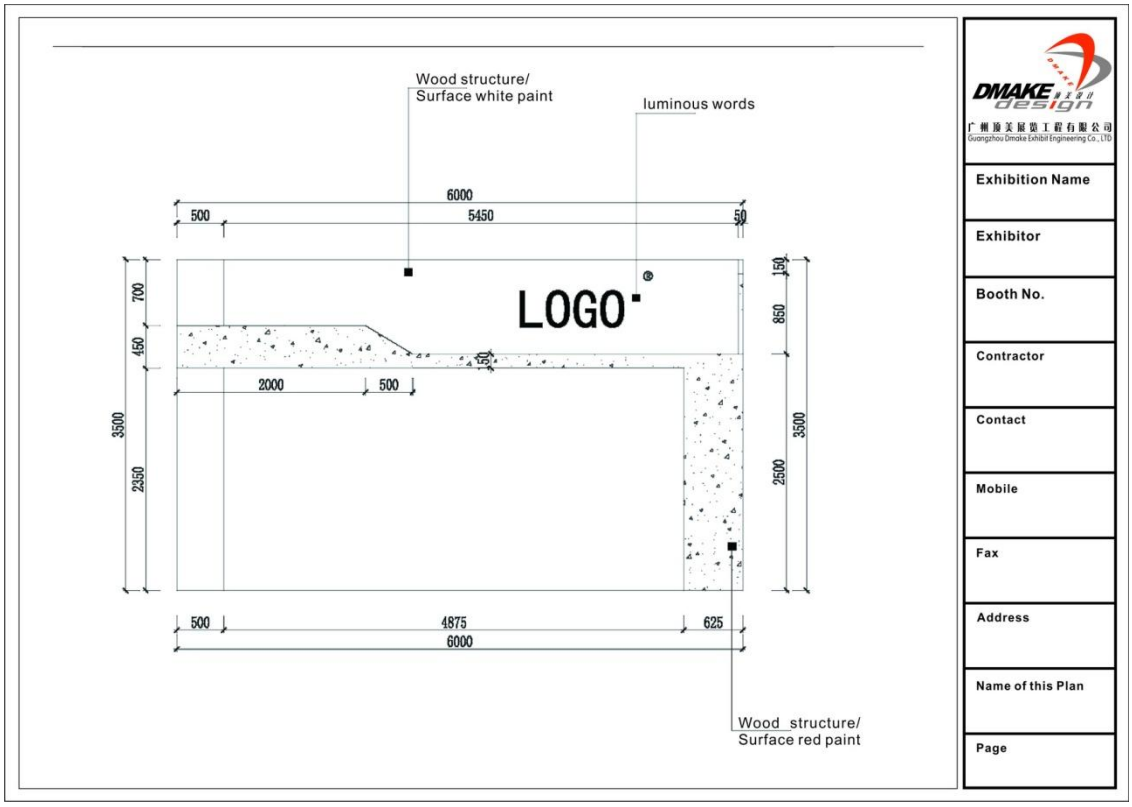

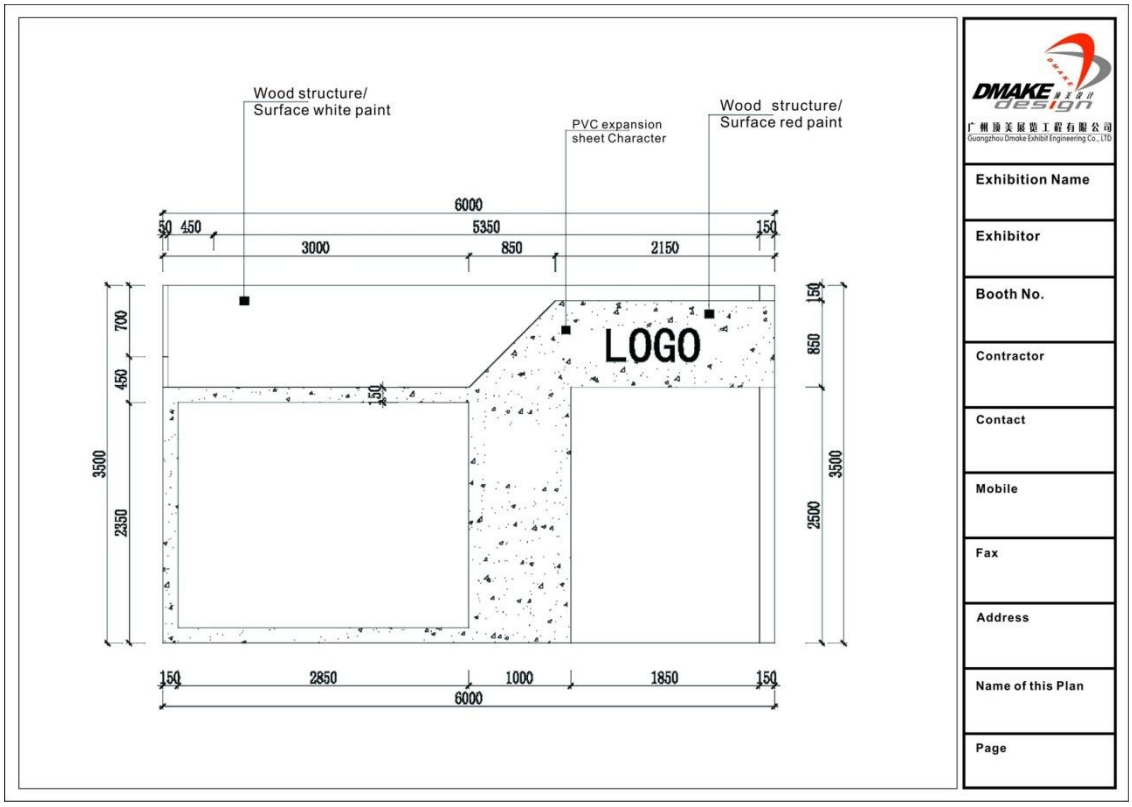

3 Force Diagram of the beams or fascia board

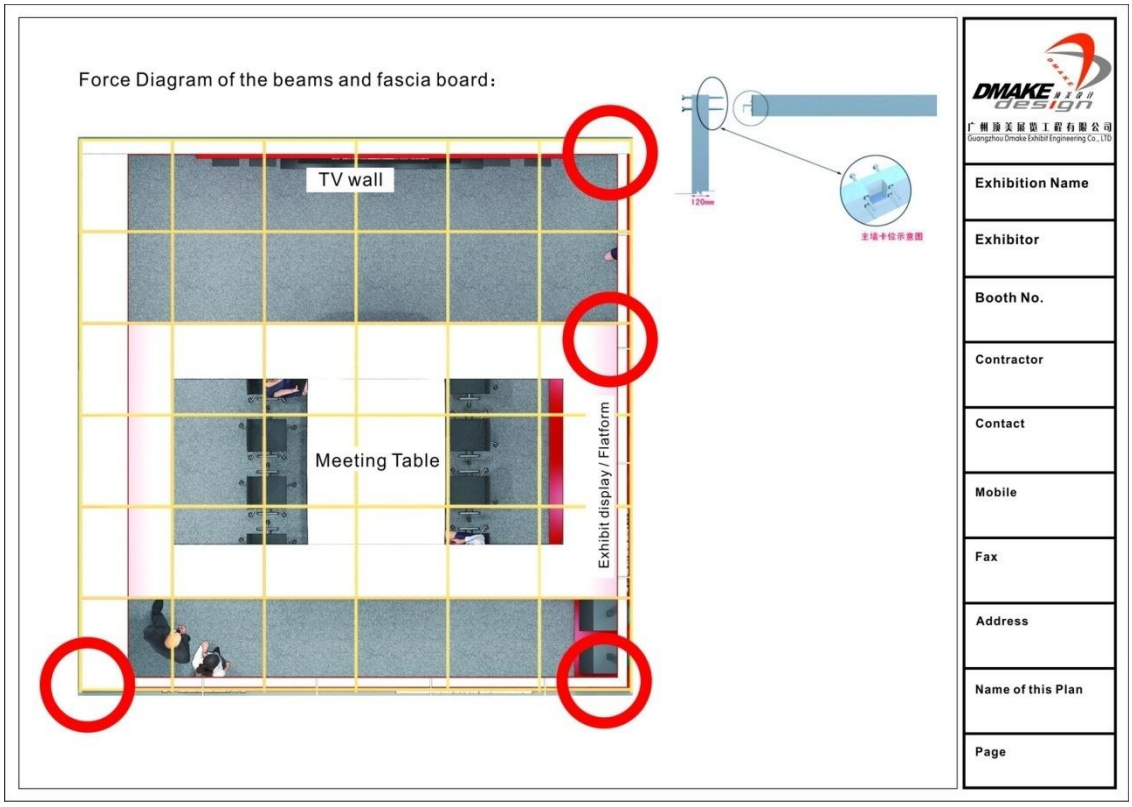

Layout of Power Distribution

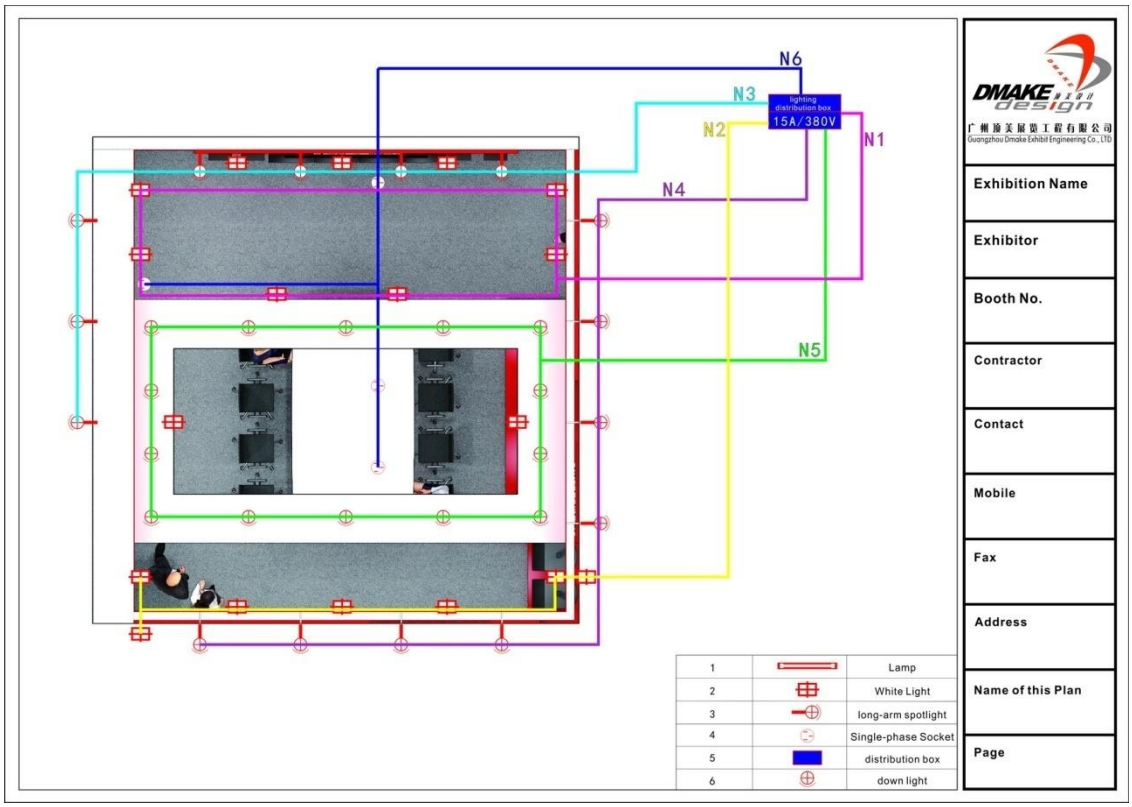

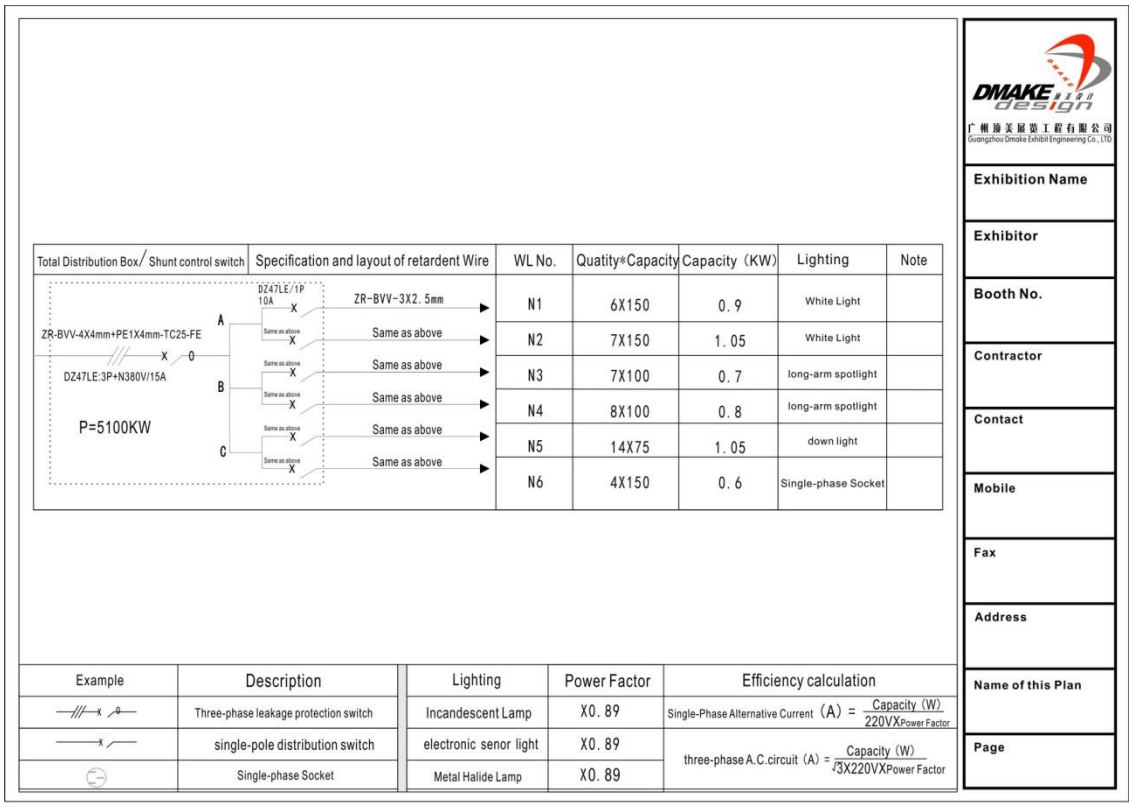

★The maximum booth height is 4.5 meters. For booth design exceeding the maximum height, please fill out the application below. (note: booths of 27 square meters or less are not eligible)

Application for adjusting the maximum height

Exhibition: Dental South China 2026

To: Guangzhou Dmake Exhibit Design Engineering Co.,Ltd

For better displaying our exhibits, our booth (Exhibition Hall:_____Booth No:_____) is applying for the maximum height of _____meters.

Exhibitor (with Company chop):_____

Contractor (with Company chop):_____

Date:_____-

★ Contractor contact information form
(This form is not required to submit. Contractor must fill out the form, print it in A4 size and post it on a conspicuous place during move-in and move-out period.

Contractor Contact Information Form

Booth No.	
Exhibitor	
Exhibitor's Person in Charge: Mobile:	
Contractor	
Contractor's Person in Charge: Mobile:	
Electrician Mobile	

★ Insurance Instruction

Buying Exhibition Liability Insurance is mandatory..

Objectives and purport for insurance.

For the safety of the on-site construction, workers and the third-party, exhibition liability insurance not less than RMB300, 000 is required by Official Contractor. Please bring the original and copy of the exhibition liability insurance and third party liability insurance when you collect the construction worker permit. Contractors are not permitted to start construction without the document.

Note: If the insurance covers a number of booths, the details of each booth must be specified. Each booth shall be insured separately and cannot share the amount of insurance and the number of loss occurred.

Recommended insurance company:

PING AN INSURANCE (GROUP) COMPANY OF CHINA ， LTD.

Contact: Mr. He Kuntong Tel: 86-18022861617

Insurance is base on booth area and coverage, range from RMB400-1800, for details, please contact Mr. He Kuntong.

Introduction of Exhibition Liability insurance

Recent years, great losses have caused to exhibition industry by booth collapsing and casualty of construction workers, including the loss of all parties concerned. In order to cope with the emergency situation caused by booth construction and better adapt to fast developing of exhibition industry, exhibition liability insurance is a necessity and a trend.

Exhibition liability insurance includes exhibition construction liability insurance and the third-party insurance. During insurance duration, when the Insured and the workers they hired are working in the exhibition hall to exhibit, load and unload products, run the machine or other activities concerning the exhibition, the following liabilities can be covered:

1. **Damages to building, infrastructure and floor in the Exhibition Venue**
2. **Pension, medical expenses and other related cost because the casualty of Chinese employees**
3. **Pension, medical expenses and other related cost because the casualty of third parties**

4. Furniture and Electrical Equipment Rental Application

1. Instructions

a.For extra furniture or electrical equipment rental or poster printing and installation, please fill out the order form of Furniture, Electrical and telecommunication Equipment Application and return to the Official Contractor by DSC4@d-make.com.cn before 10 Feb. 2026. A “Service Order” will be sent to you within 3 days when the application received by the Official Contractor.

b.The price listed on the order form of “Furniture and Electrical Equipment Application” is effective for the entire exhibition period.

c.Applications made after 10 Feb. 2026 will be subjected to 30% surcharge. While application on-site will be subjected to 50% surcharge.

d.Please transfer rental fee to the Official Contractor’s account by 24 Feb. 2026. All bank charges should be borne by exhibitors. Application is confirmed when payment is fully settled. Otherwise it will be treated as overdue application. Official Contractor may not accept the application after deadline.

e.For the furniture and equipment ordered before move-in period, they will be delivered to your booth within 90 minutes when application confirmed. If your application is confirmed on 1 Mar, 2026 (before 11 am), the ordered furniture and equipment will be delivered to the booth in 120 minutes. If the application confirmed on 2 Mar, 2026 (after 11 am), the ordered furniture and equipment will be delivered to the booth in 180 minutes. All application is considered as confirmed when the payment is fully settled.

f.The furniture and the equipment are designed for exhibition; they are not able to support heavy exhibits and not sensitive to thievery. Exhibitors should pay full attention on it.

g.The power socket (500W) provided to standard booth are for non-lighting electrical devices use only. Exhibitors and their appointed contractors shall not bring their own lighting devices for booth decoration or alter the light setting of the booth. The Official Contractor and Exhibition Venue reserve the right to disconnect electricity supply to the booth with improper installation and may not return the deposit to the exhibitors. Exhibitors who need to install their own lighting devices or need extra electricity supply, please apply to the Official Contractor.

h.Do not privately connect your laptop to the network of exhibition venue with any switch, hub or other network switching devices. The Official Contractor and Exhibition Venue reserve the right to disconnect electricity supply to the booth with improper installation and may not return the deposit to the exhibitors.

i.During exhibition period, exhibitors can change the ordered furniture or electrical equipment ONLY if they have quality problems.

j.Please contact the Official Contractor if the furniture and electrical equipment you need are not listed in the form.

Item	**Tel**	**Email**
Furniture Rental **Poster Printing&Installation**	**86-18026294031**	**DSC4@d-make.com.cn**

2. Furniture and Electrical Equipment list

Code	A1	A2	A3	A4	A5
Pattern					
Item&Description(mm)	Tall Glass Showcase 1000x500x2000	Display Stand 1000x500x2500	Glass Showcase with 1 Lock 1000x500x1000	GlassShowcase with 2 Locks 1000x500x1000	Information Counter 1000x500x750
Code	A6	A7	A8	A9	A10
Pattern					
Item&Description(mm)	Lockable Counter 1000x500x750	Rectangular Table 1000x500x750	Square Table 700x700x700	Glass Round Table Diameter 700mm	Round Table Diameter 700mm
Code	A11	A12	A13	A14	A15
Pattern					
Item&Description(mm)	Stainless Steel Armchairs	Folding Chair	Black Leather Chair	Swivel Bar Stool	Bar Stool
Code	A16	A17	A18	A19	A20
Pattern					
Item&Description(mm)	Flat Shelf 1000x300	Displayed Shelf(Slope) 1000x300	Literature Rack 1000mm	Storage(Folding Door) 1000x1000x2500	Storage(Wooden Swing Door) 1000x1000x2500
Code	A23	B1	B2	B3	B4
Pattern					
Item&Description(mm)	Waster Basket	40W Fluorescent Light	100W Spot light	500W Socket	white light lamp Only for Upgrade Package booth

3. Order Form for Furniture and Electrical Equipment Application

Booth No; Company(Stamp)

Contact: Tel: Mobile; Email:

Code	Item	L×W×H mm	Unit Price (RMB)			Quantity	Amount (RMB)
			Before 10 Feb. 2026	11 Feb.–before move-in	On site		
A1	Tall Glass Show Case	1000x500x2000	700	910	1050		
A2	Display Stand	1000x500x2500	400	520	600		
A3	Glass Show Case with 1 locks	1000x500x1000	300	390	450		
A4	Glass Show Case with 2 locks	1000x500x1000	400	520	600		
A5	Information Counter	1000x500x750	150	195	225		
A6	Cabinet with lock	1000x500x750	250	325	375		
A7	Rectangle Table	1000x500x750	130	170	195		
A8	Square Table	700x700x700	150	195	225		
A9	Glass Round Table	diameter= 700mm	200	260	300		
A10	Round Table	diameter= 700mm	200	260	300		
A11	Aluminum Chair		50	65			
A12	Folding Chair		30	39	45		
A13	Leather Chair		100	130			
A14	Bar Chair 1		100	130			
A15	Bar Chair 2		100	130			
A16	Flat Shelf	1000x300	50	65	75		
A17	Slant Shelf	1000x300	50	65	75		
A18	Catalogue Holder	1000	100	130	150		
A19	Store Room with folding door	1000x1000x2500	450	585			
A20	Store Room with wood door	1000x1000x2500	600	780			
A21	Addition Wall Panel		80	104	120		

A22	Reduction of Wall Panel		80	104	120		
A23	Rubbish Bin		20	26	30		
A24	Poster printing and installation	design not included	120/sqm	156/sqm			
B1	40W Fluorescent Light		120	156	180		
B2	100W Spotlight		120	156	180		
B3	3A/500W Socket	(China modulation, for PC, cell phone chargers etc.)	150	200	225		
B4	White light lamp	Only for upgrade package booth	200	260	300		
C1	42" Plasma TV		600	780	900		
C2	11M Bandwidth Wireless Broadband		700	910	1050		
C3	5M Bandwidth ADSL Broadband		1500	1950	2250		
C8	Deposit of Broadband		1000	1000	1000		
Total:							

Note:

a) Please fill out this form and email to appointed email **DSC4@d-make.com.cn** by 20 **Feb. 2026**. Full payment should be settled by 2**4 Feb. 2026**. A "Service Order" will be sent to you within 3 working days when your application is accepted by the Official Contractor.

b) Standard booth exhibitors applying for graphic printing, installation, and removal services shall submit the artwork files to DSC4@d-make.com.cn in the format, resolution, and specifications required by the official contractor. After submission, please contact the staff to obtain email confirmation that the files are acceptable for use.

c) Alteration or dismantlement of devices above would be subjected to RMB 100.00 for each time. Cancellation of devices above would be subjected to 30% surcharge.

4. Sketch Map for Furniture and Electrical Equipment

Exhibitors who need (A16) Flat Shelf, (A17) Slant Shelf, (B1) 100W Spotlight, (B2) 40W Fluorescent Light and(B3) 3A/500W Socket, please fill out the following Sketch Map based on the booth size for pre-installation.

For the Flat Shelf, we will make it 1.2 meter above the ground. If you want to change it, please mark on the map as well.

Booth No.: Company：

(1) For 9 ㎡ booth exhibitors:

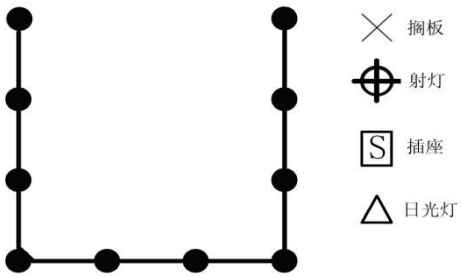

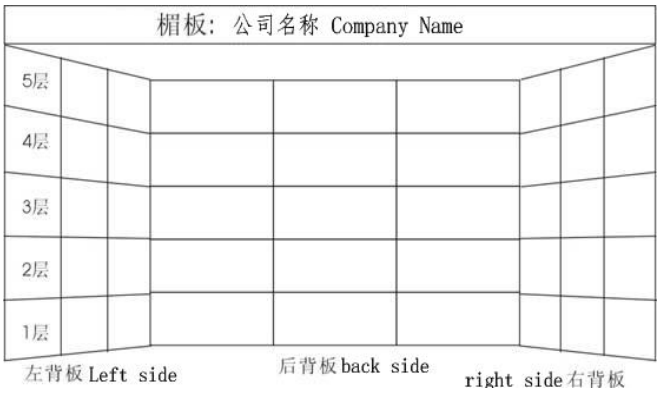

(2) Forother exhibitors:

5. Instructions for Payment and Desposit(Must read)

1. After receiving the “Service Order” from the Official Contractor, please fill it out and sign with company chop and return to the Official Contractor by email. At the same time, please settle the payment by the deadline. Payment after the deadline will be subjected to surcharge.

2. Please send the application and settle the full payment before deadline. Overdue application (Deadline for raw space booth construction application is 10 Feb.2026, for furniture rental is 10 Feb. 2026) or overdue payment (Deadline for payment is 10 Feb..2026) will cause surcharge and delay in construction. Any cost or delay incurred will be borne by exhibitors.

3. All payment should be settled by remittance, please indicate the booth number in the remittance. All banking charges, if any, are to be borne by the exhibitor. Application is confirmed when we have received the full payment.

4. Please transfer the rental fee and deposit separately. Any cost or delay incurred by transferring the rental fee and deposit together will be borne by exhibitors.

Please make payment to us by bank transfer at:

Name of A/C: Guangzhou Dmake Exhibit Engineering Co. Ltd.

Account No.: 4403 1301 0400 05998

Bank: **Agricultural Bank of China, Guangdong Branch, Beixiu sub-Branch**

Swift Code: ABOCCNBJ190

Bank Add: No.133, Xiaobei Road, Yuexiu Dist., Guangzhou, China

★Please indicate the booth no. when you settle by remittance

5. If invoice is needed, please fill out the Billing Information Form with company chop and send it to us by email. Please make sure the billing information is correct. Once the invoice issued, exhibitors cannot make any amendments.

6. We can issue electronic or hard copy invoice, please indicate it in the Billing Information Form.

   Electronic invoice will be sent to your email, while hard copy invoice will be sent to you by cash on delivery parcel.

7. Invoice will be issued after the exhibition closed. If exhibitors need invoice, please apply for invoice to us. Invoice cannot be issued after the following year.

8. After you have transferred the deposit, please sign the deposit information form with company chop and send to us by email. The payer account information is needed, so that we can refund the deposit as soon as possible. Any delay incurred result of incorrect account information will be borne by exhibitors or contractor.

9. We cannot issue invoice or receipt for deposit. We will return the deposit to payer account in 30 days.

   We will not return the deposit to the third party.

6. Hygiene Measures

1.All construction personnel entering the venue must maintain personal hygiene and are strictly prohibited from working shirtless or in slippers.
2.Working while ill is strictly forbidden. Personal hygiene must be observed; working shirtless or in slippers is not allowed. Schedules should be arranged scientifically to prevent overexertion and to prohibit working while sick.
3.Wash hands frequently while in the venue to maintain personal hygiene. If you feel unwell or notice others with symptoms such as fever or cough, report immediately to the event staff on site.

Attachment

7. Related Regulation of Exhibition Venue

1 Import Note

1. **High-altitude operations**

a.No step ladder higher than 2m is allowed; only one person isallowed to operate on one ladder, with at least one person holding the ladder; It is not permitted to work on thetop of the ladder; No one is allowed to stand on the ladder while it is being moved.
b. Movable aluminum alloy platforms (scaffold)shall be used for operations above 2m high. No more than two people are allowed to work on each group of scaffold. During the work, theymustput on safety belt and the safety belt must be tied to the railings of the scaffold.As for ascaffold with wheels,there must be at least one person standing by to help hold the scaffold and avoid collision.
c. Hoisting equipment shall be used for high-altitude operations at a height of more than two-layer scaffolds.
d. It is not allowed to climb and stand on the top of the stand, truss and exhibition cabinet for construction.It isstrictly prohibited to pass tools or other items by throwing during high-altitude operations.
e. During stand building and dismantling, all personnel in stands under construction must wearsafetyhelmet. The safety helmet must meet national quality standard Safety Helmet(GB2811-2007), TechnicalSpecifications on High-altitude Construction Safety (JGJ80-2016) andso on, with factory quality certificatelabel or safety certification within the warranty period.The safety helmet must be worn correctly and adjusted well and the lower jaw belt of thehelmet ropemust be fastened to prevent fall-off.
f. Construction workers must wear safety shoes to enter the venue. No slipper or sandal is allowed. Stripped, drunk or sick personals are forbidden to enter the construction site.

2. **Electrical safety**

a. There will be electricians assigned by official contractor in each entrance facing the Pearl Promenade to deal with the electricity application and inspect the electricity safety in the booths.
The electricians hired by contractors or exhibitors will install and ensure the safety of electrical equipment in booths and notify the electrician at the entrance for inspection. The power will be supplied after the electricians assigned by official contractor check and confirm the electricity safety in the booth.
b. The distribution box of each booth must be equipped with air circuit breaker and30mA(operating time isless than 0.1 second) leakage protector and shall be installed at an obvious and safe place, where it is

easy to operate and check.
c. Contractors should prepare construction power box with leakage protection switch, isolation switch and air circuit breaker. All electrical devices shall be installed by electrician with certificate. Electric tools shall be in accordance with relevant safety standards. The wire and cable used for construction must be fire-retardant copper core cable and equipped with protection switch. It is forbidden to plug the cable directly to socket in booths or use electricity near the breaker switch. The cable shall be connected with a plug and fastened with screw.
d. Exhibitors or contractors shall make sure the electrical safety in the booth after installations of electrical devices. The electricity of the booth will be supplied after electricians of official contractor and the venue both check and confirm the electrical safety in the booth.
e. If exhibitors or contractors voluntarily renounce leakage protection device in accessing theequipmentor facilities of the booth distribution box due to special power requirements, they should make such a request to official organizer. They must sign the “Letter of Commitment of Voluntary Abandonment of Leakage GroundingProtection Device” and affix it with official seal. The official organizer shall, according to the requirements of theletter of commitment, use strict protection to ensure the safety for electricity and staff.

3. **Fire safety**
a. It is forbidden to block the aisle and the emergency exit door. No construction is allowed on the aisle or near the elevators. It is not allowed to place exhibits on aisles or the exhibits will be removed.
b. It is strictly prohibited to cover, bury, occupy, block or misappropriate fire-prevention equipment andfacilities in the exhibition hall.
c. During custom built and raw space construction, each booth must be quipped with at least 2 portable fire extinguishers (5kg powder fire extinguisher is suggested).
d. Packages of exhibits, wastes or unnecessary exhibits shall be cleared and move out of the venue. It is forbidden to place the above items in the booth, at the back side of the counter or the board. The cleaning staff of the venue has the right to clear them out.
e. No smoking is allowed in the venue. Any violation will cause corresponding penalty.

4. **Other important issues**
a. No vans, cars or less than 15-seater minibus can enter the exhibition halls during construction and dismantling period. The drivers shall park the vehicles in certain area. For trucks getting access to the second floor or above, the size cannot exceed: 10m (length), 5t (weight) and 3.8m (height). Oversize trucks have to unload at designated area appointed by the Organizers.
b. If there are cars need to be display and park in the hall during the exhibition period, please fill out and submit the Registration Form for Parking Permit of Exhibit Cars.
c. Special vehicles entering the exhibition hall shall go through special approval procedures in advance and be operated and used in accordance with the Regulations on Special Vehicle Operations. Special Vehicles can only enter after approval of organizer.
d. Organizer and official contractor shall set up relevant medical emergency plan before the construction period and organize all relevant staff for medical emergency training, in case there are any medical incidents on exhibition period.
e. It is not allowed to leave any waste such as meal or soup on the floor of the hall, in case of damaging the electrical equipment under surface-borehole.
f. Any accidents arising from construction happen on exhibition period;all personals concern shall follow the guidance and investigation from the venue, security inspection department, and police and comply with relevant laws and regulations.

4. 7.1Regulations and Guidelines for Construction Safety(applicable to all construction companies)

i**Regulations on high-altitude operations**

a. Poor-quality ladders shall not be used;

b. Must check and ensure the safety of the ladders before operation

c. No step ladder higher than 2m is allowed;only one person isallowed to operate on one ladder;it is not permitted to work on thetop of the ladder.

d. when operate on the ladder, at least one person should be holding the ladder, in case accidents happen.

e. Ladders cannot be used for moving.

f. Safety tools such as high-altitude operation platforms or movable aluminum alloy platforms (scaffold)shall be used for operations above 2m high. Mobile operation platforms should not be higher than 5m, with anaspect ratio of no more than 2:1 and a construction loading of no more than 1.5 KN/m2; Floor operationplatforms should not be higher than 15m,with an aspect ratio of no more than 3:1 and a construction loadingof no more than 2.0 KN/m2.

g. No more than two people are allowed to work on each group of scaffold. During the work,they mustput on safety belt and the safety belt must be tied to the railings of the scaffold.Asfor a scaffold with wheels,there must be at least one person standing by to help hold the scaffold and avoid collision. No one is allowed to stand on the scaffold when it is being moved.

h. As for a scaffold with wheels, there must be at least one person standing by to help hold the scaffold and avoid collision. The four wheels of the scaffold must be put on brake and the cross brace must be buckled.

i. Protective railings (the height must reach 1.2 m) shall be installed for operations with ascaffold, andthe fixed station/bearing board shall be checked and reinforced repeatedly; Ascaffold over 4m high must befixed.

j. Personnel working at height (2 m and above) must wear safety belt. The fastening plug of thesafety beltshall not be put too low or replaced by ropes.

k. On high-altitude operation sites, dangerous restricted areas should be marked, with obvioussigns such aswarning signs of “Staff Only”, “No Entry”, etc. to prevent irrelevant personnel fromentering the areas.

l. It is not allowed to stand on the top of the stand, truss and exhibition cabinet for construction.

m. it isstrictly prohibited to pass the tools by throwing while on high-altitude operation.

ii**Fire-prevention requirements for stand construction**

a. It is strictly prohibited to carry out risky operations such as open fire, grinding, electric welding, gas welding, painting, electric cutting (chainsaw, electric planer, etc.) in the exhibition hall. If it is necessary to carry out the above operations under special circumstances, a written application (see attachment)shall be submitted to the exhibition hall for approval before the operations can be carried out.

b. Flammable and explosive goods or other similar items are forbidden to place near the construction area with open fire. The area must place a number of fire-prevention equipments.

c. There shall be side supervision when operate with open fire and remove any flammable and explosive items onsite before operation. Adequate number of fire-prevention equipment should be equipped. Welding (electric welding and gas welding) and other electrical tools must check and confirm the safety use before operation.

d. When using gas welding, the distance between oxygen cylinder and acetylene cylinder shall be of no less than 5m. Oxygen cylinder and acetylene cylinder should keep a distance from the operation site at least 10m.
e. After the operation with open fire is done, the workers and the supervisors should clear the operation site and make sure there are no dangerous items left.

iiiSafety use of electrician tools
a. Make sure that the on-site power supply voltage and frequency are consistent with the nameplate of the electrician tool. Operate the electrician tool at no load first, check and confirm that the tool linkage is flexible and starts working.
b. The operator should stand in a stable position and maintain the balance of the body. During the use of the electrician tool, the splash-proof leakage protector must be installed and should be installed outside a narrow place.It should be supervised by a person on duty while work.
c. When working in a general place, Electrician tools shall install a leakage protector with a rated operating current of less than 32 mA and a rated operating time of less than 0.1 s, and the operator must wear insulated gloves for operation.
d. When the cable of the electrician tool is towed on the ground, protective measures should be taken to prevent people from being crushed and tripped.
e. Stable operation is required when working and the work piece should be fixed firmly to prevent displacement during operation.
f. It is strictly forbidden to lift or pull the cableof the portable electrician tool forcedly when pulling the plug to prevent the cable from being damaged and the insulation layer from being broken.
g. Observe the sound and tool temperature changes closely during the operation. If the abnormality is found, stop it immediately and check it; if the temperature of the tool is too high, stop the operation and wait until the tool is naturally cooled before continuing the operation; do not touch the drill bit, grinding wheel, etc. by hand. If the parts are found to be blunt, deformed, damaged, etc., they should be trimmed or replaced immediately, and then continue to work normally.
h. In the event of accidently shutdown, immediately turn off the switch on the portable electrician tool to prevent injury caused by sudden operation of the tool;
i. When the portable electrician tool is not used during the operation, the tool switch should be turned off, the power supply should be disconnected, in case accidentally touching the start button and causing personal injury;
j. When cleaning iron filings, wood chips and other sundries, special tools or gloves should be used to prevent cuts; when touching hot workpieces, special tools or gloves should be used to prevent burns;
k. It is strictly forbidden to remove the mechanical safety protection device of the tool without authorization. It is strictly forbidden to operate without safety protection device.

iv Safety use of helmets
a. During stand building and dismantling, all personnel in stands under construction must wear safety helmet.
b. The safety helmet must meet national quality standard Safety Helmet (GB2811-2007), Technical Specifications on High-altitude Construction Safety (JGJ80-2016) and so on, with factory quality certificate label or safety certification within the warranty period.
c. The safety helmet must be worn correctly and adjusted well and the lower jaw belt of the helmet rope must be fastened to prevent fall-off;

v Regulations for construction workers

a. All construction workers entering the hall must wear construction badges
b. Personnel for special operations must hold valid special operation certificate or special equipment operator certificate.
c. Construction workers must wear safety shoes to enter the venue. No slipper or sandal is allowed.
d. Drunk or sick personals are forbidden to enter the construction site.
e. Workers should comply with the safety regulations by the venue and shall not carry out the construction brutally.
f. Workers should wear appropriate protective equipment during construction.
g. Construction can only be done within the approved area and date. Working time or area excess the applied date and area is not allowed. Workers must accept the management and supervision from the venue.

vi
a. During stand building and dismantling, the security foreman will train construction personnel on safety points before they enter the exhibition hall every day. No entry to the exhibition hall before certificate check and correct wearing of safety helmet. Construction companies must arrange the person in charge of the stand to organize safety training for site construction personnel and supervise safe operations of construction workers in the exhibition hall.
b. The construction unit must appoint an on-site stand security staff at the site to be responsible for overall planning and coordination of stand construction, electricity, fire prevention, vehicles and other technical work. He is also obliged to educate construction personnel in his charge about civilization and law.If there is any violation or safety accident, the construction unit will be held responsible.
c. Construction units should strengthen the management of their construction personnel and sign labor contracts and work safety responsibility letters with them. They should not employ unqualified and flow construction personnel. They should strengthen certificate management and should not issue certificate to irrelevant personnel.
d. According to the Labor Law, construction personnel must be older than 18 and in good health, without fear of heights, epilepsy, disability and other conditions. It is strictly prohibited for construction personnel to work under the influence of alcohol and fatigue.
e. Construction units shall provide construction personnel with labor protection goods conforming to national or industrial standards, and supervise and educate the construction personnel to wear and use them in accordance with the use rules.Construction units must purchase personal insurance and accident insurance for site workers.
f. It is not allowed to gather people for fighting.When dismantling custom-built stands, do not make savage demolition, such as forcible push, damage of the exhibition panel, etc.
h. It is not allowed to use paint or whitewash on site (except for supplementary paint and whitewash of less than 1m2). Paint supplementing must be carried out at ventilated places with non-toxic paint. The cement floor should be covered with dry paper or plastic film. It is not allowed to wash paint materials in the exhibition hall.
i. After the construction of custom-built stands is finished, protection measures and obvious warnings must be made for hard objects with acute angles, prominent or concave decorative structures on the ground, ropes or cables towed on the ground, objects that can easily cause hit and bump or those in a height or plane that may lead to injuries, so as to avoid accidental injuries.
j. To ensure city appearance around the exhibition hall, it is strictly prohibited to discard rubbish of the stands in the municipal area outside red lines of the exhibition hall. Once found, violators will get heavy

punishment and bear relevant responsibilities according to relevant provisions of the government.

5. **7.1-2.Regulations and Guidelines for Construction Safety**(applicable to all construction companies)-Part 2

a. Official contractor is responsible for sending the booth design and proposal(elevation view front, side view, layout of power distribution and material description), application for water and electricity, etc. to the venue for inspection.

b. All construction personnel must wear valid construction certificates, wear the safety helmet and obey the management of onsite security and management personnel.The stands must be built within the scope of the due site, and the vertical projection shall not exceed the range and corresponding functional area defined.

c. Protection measures should be taken for high-altitude operation. Workers must wear safety helmet and belt to prevent falling injury. Operation with open fire (cutting machine, electric sew, welding) is forbidden. No painting onsite to avoid air pollution. No building or hanging the decorations on the aisles outside the booth area, to prevent blocking the car driving path and fire exit.Booth structure and arrangement of the exhibits shall be stable and safe without causing any potential dangerous outcomes or financial loss to the visitors and any third parties.

When dismantling custom-built stands, do not make savage demolition, such as forcible push, damage of the exhibition panel, etc.

d. As for one-storey stands, the unified height is 4.5m and two-storey stands, 6m. Two-storey stands cannot be built in Area C. Excessive height should apply to customer service of Venue in advance. Construction cannot be done without approval.

①It is not advocated to make totally enclosed design on the top the booths. The booths with enclosed design on top shall be equipped with hung 6-kilogram palace-lantern extinguisher in a criterion of every 20 M2 with one fire extinguisher, 20-30 M2 with two, and so on. As for capping with cloth materials,there should be a 20cm interval in between, and fire retardantsshould be sprayed in a criterion of 5m2/kg (8m2/kg for nylon fabric and mesh cloth).

②The net area of booth shall be above 90 m2.and shall not be directly adjoin the other stands. Two-storey booth can be built only after the approval from Fire Prevention Department of the Canton Fair.

③Design and setting-up area of the second storey shall not exceed that half of the bottom storey and shall not be less than 30 M2.The second storey can only be used for business negotiation.

④No gatehouse can be built at the entrance of south and north gate of the hall. Construction shall not be carried out in advance without approval. Construction will be suspend without approval.

e. The design and setting-up materials should be A-level (non-combustible) or B1-level material (fireretardant).The carpet should be the B1-level (fire-retardant). Materials, such as grass, bamboo, vine, paper,bark, foam, reed, inflammable plastic board, cloth and board, will not be permitted to use as building materials. In case that inflammable material must be used due to special reasons, the contractor shall obtain prior written approval from Canton Fair and spray 0.5 kilo fire-prevention painting every 1sqm. The material shall only be used upon acceptance by Canton Fair.

f.Any booth set up with glass structure, should comply with the rules below:

* Use Toughened glass if the glass area over 1.5 m² or the height of installation over 1.5 m
* The glass cannot be used for weight support. (All glasses must use depression bar.)

g. For the booths 60 m² or above in a closed design, minimum two exits are needed. Every custom-built / raw space booth should retain at least one pit mouth electric box for checking.

h. Regulations for outdoor exhibition areas

*Outdoor custom built booth construction shall ensure the strength, rigidity and stability (especially partly stability) of the booth structure without causing deformation system. The structure should be strong enough to stop excessive deformation from the load(mainly wind load).

* The top of the booth should be guaranteed not to accumulate water, and the slope of the water should not be less than 10%. If a soft tarpaulin is used, the truss density must be increased and a metal mesh should be applied to enhance the tarpaulin tension. The direction of the discharge cannot be directed to the adjacent booth. If it is necessary to face the adjacent booth, the sink must be designed. Booths must be fixed with anchor weights and must be able to withstand a wind scale of 8 (especially single-facade booths).

* Open-air electricity leakage protection switch (electrical box) should be 10-15cm above the ground. The electrical box cannot be placed at outdoor without cover and exhibitors have to pay attention to waterproof.

*In case of typhoon, rainstorm and other natural disasters, exhibitors are required to take precautionary measures at once, as well as following the arrangement of the Organizers and Exhibition Venue.

i. If booths with an area more than 100m2 requires telephone installation, the booth contractor will lay the internal telephone line of the booth according to the telephone line layout standard and the use position. RJ11 junction box is set at the terminal. Telephone line shall be connected to the junction box to the booth panel closed to main aisle. The junction box shall be 30cm high from the ground, and a line with a length of more than 1m is reserved in the box for centralized access to construction and maintenance.

j. It is strictly forbidden to build temporary warehouses to store packaging materials, construction tools and materials.

k.A weather forecast warning mechanism should be established for outdoor advert board and guiding signs to prevent possible impacts of climate change (such as strong wind, storm and other natural phenomena), and take appropriate protective measures.

l. On dismantling period, contractors should cooperate with the relevant staff of the exhibition hall to carry out on-site safety diversion and ensure civilized construction.Do not make savage demolition, such as forcible push, damage of the exhibition panel, etc. The contactor and the clearing and transporting staff shallclear all the construction materials from the exhibition hall. They shall not be left in the garbage pool, the pavilion or other areas of the exhibition hall.

7.1-3.Fire Safety Regulations

According to *Regulations on SecurityAdministration of Large-scale Mass Activities* (implemented since October 1, 2007) promulgated by the State Council and fire safety regulations, organizer or operator is in charge of fire security for the exhibition they held during exhibition period.

a. The principle of “whoever’s in charge is responsible” shall be implemented.Organizer or operator shall be responsible for the safety of exhibition area they rent.

b. Organizer or operator shall be obliged to strictly abide by the safety management regulations of the venue by the principle of “whoever’s in charge is responsible”. Fire safety measures should be taken to prevent the possibilities of fire accident.

c. No smoking in the exhibition hall. Violators will be punished according to the circumstances.

d. The width of main aisles shall not be less than 6m, and the width of other aisles shall not be less than 3m. The main and auxiliary (evacuation) aisles of the exhibition hall must be kept clear while stands are built and dismantled. Exhibition samples, packaging materials and special tools shall not occupy the

aisles.
e. It is strictly forbidden to connect the wires and install electrical equipment (including lighting and advertising lighting) without approval. If it is really necessary to install, it should be reported to the Engineering Department of the venue and to be installed by staff of the department. If installed by contractors, they should get approval from inspection department and install by electrician with license. Use hard-to-burn wires and comply with the safety regulations for electricity installation. Power supply will start after checking and confirmed to be safe to use.
f. Renovation and construction of booth, building exhibition stands (racks), billboards (frames), grids (scaffold), etc. must be reported to the Security Department of Customer Service Center in advance, and construction can be carried out after approval. The decoration materials should use flame retardant splint or non-combustible materials, and the advertising light case should have vents and ballasts that meet fire protection requirements. Otherwise, it is considered violation and ordered to be dismantled.
g. It is strictly prohibited to cover, bury, occupy, block or misappropriate fire-prevention equipment and facilities in the exhibition hall. During custom built and raw space construction, each booth must be quipped with at least 2 portable fire extinguishers (5kg powder fire extinguisher is suggested).
h. It is forbidden to use electric heating equipment (such as electric kettle, electric stove, electric iron) or lightings over 500W.
i. No poisonous, inflammable and explosive and radiation itemsinclude fireworks, cracks, gasoline, spirits, thinner, hydrogen lighter and other items, treated by the security sector as threatening to the safety of the exhibition hall can be brought into the exhibition hall.In case the operations actually need to use flammable and explosive goods such as thinner, alcohol and chloroprene glue, the quantity of one day's dose shall be taken into the site and out of the site after the construction finishes on that day.It is strictly prohibited to demonstrate and operate heating, oven, candle, lantern, torch, welding equipment, heating and firing apparatus or other smoke-producing materials; Demonstrations and operations of any electrical, mechanical or chemical apparatus which may be deemed dangerous are strictly prohibited; It is strictly prohibited to bring weapons, firearms, knives, swords, ammunition, explosives and any other dangerous goods prohibited by relevant government departments into the exhibition hall.
j. Packages of exhibits, wastes or unnecessary exhibits shall be cleared and move out of the venue. It is forbidden to place the above items in the booth, at the back side of the counter or the board. The cleaning staff of the venue has the right to clear them out.
k. If open fire, such as electric welding or gas welding are needed during operation and performance, must be report to the security department. Construction and performance can start with approval and safety measures taken.
l. If the booths are enclosed at four sides in a proportion of more than 75%, there shall be no less than two evacuation exits and the horizontal distance between two adjacent evacuation exits shall not be less than 5 meters. For booths over 72 ㎡, the evacuation exits shall be open, with a net width of no less than 2m and a height of no less than 2m,and the furthest distance between the booth and the evacuation paths of the exhibition hall shall not exceed 15m. There shall not be any form of cover with 2m of the evacuation exits.

7.1-4.Electricity Safety Regulations

a. Official contractor is responsible for collecting all electricity applications. Any special requirements, such as over electricity load should be report for approval 30 days in advance.
b. The construction unit must appoint an on-site electrician at the site to be responsible foroverall planning and coordination of stand electricity. He is also obliged to educate electricians in his charge about civilization and law.The stand security staff should proactively make safety inspection of stand construction. If there isany violation or safety accident, the construction unit will be held responsible.

c.Basic requirement for electrical equipment installation

iThe installation of electrical facilities must comply with China's national regulations on powerindustry, and strictly follow *Design Specifications for Low Voltage Distribution (GB50054-2011)*, *SafetyTechnical Specifications for Temporary Electricity Use at Construction Sites (JGJ 46-2005)*, *Specifications forQuality Acceptance of Electrical Engineering Construction in Buildings (GB50303-2015)*, *DesignSpecifications for General Power Equipment Distribution (GB50055-2011)* and other specifications, as well asthe fire safety regulations of the venue and the specific requirements of this Regulations on Safety ofPower Use in Stand. Installation should follow the plan approved. Main control boxes should use metal boxes.

iiThe Exhibition Venue is adopting a three-phase five-wire power system. The voltage level is 380V/220V, 50HZ. Pavilion (Booth) distribution should use three-phase five-wire system or single-phase three-wire system. If the voltage and frequency of the exhibits are at different level with the exhibition venue, exhibitors or their appointed contractors should bring their own power conversion devices in order to solve the problem.

iiiQuantity of the distribution of each lighting circuit to electrical equipment (including lamps, socket) cannot over 25 pieces, with the total capacity less than 3KW or 16A current.

ivIf the 3-phase non-mechanical power is greater than or equal to 20A electric current, the switch should set up section protection. If single phase non-mechanical power is greater than 16A electric current, it must follow the design of 3-phase power system.

vBesides, exhibitors or their appointed contractors must bring their own main control electric box which has equipped with a safe and reliable air breakswitch and ALCI device (30mA, operating time less than 0.1S) according to the rules. The main control electric box should be set at a safe and convenient location at the booth where easy for operation and inspection.

viTo ensure a safe and smooth operation of Exhibition Venue's power system, the total power capacity of the main control electric box at booth is strictly controlled at maximum 80% of the total power capacity of Exhibition Venue's fixed power distribution box. Exhibitors and their contractors have ensure their total power capacity of the booth do not exceed the limit. If booth switch protection setting values cannot adaptation, exhibitor or their contractor should adjust electricity, until comply with this requirement.

viiSelection of electrical materials and equipment should be in line with national standards and the fire safety requirements in Guangzhou. Electrical materials must be equipped with adequate supply of safe carrying capacity. Wire should use ZR-BVV (dual-retardant plastic copper wire), ZR-RVVB jacket ZR-VV line or cable, twisted-pair (flowers line) and aluminum wire are not allowed. Rectifier of the lighting equipment should meet the standard of fire department.

viiiProducts under the categories of general lighting equipment, mechanical power, frequency conversion devices, SCR control equipment, stage lighting equipment, public address equipment and 24-hour classification of electrical equipment are required to use an independent circuit, sharing the same loop is strictly prohibited. For the important electrical equipment and at important occasions, location of electricity should install a master of a double-loop power supply.

d.Safety management for electrical equipment installation

i.All electrical installation work shall be carried out by the licensed electricians. Electricians should bring along with their license during construction, the management of Exhibition Venue will check the license randomly, and reserve the right to stop the electrical installation work of those electricians who found without proper license.

ii.Power supply should be applied to the venue. Exhibition Venue also has the right to restrict or stop the electricity supply without application and payment.

iii.Electricity installation shall be in strict accordance with the plan and drawings approved by the exhibition hall, and the electrical load within the approved total load. If the booth does need to increase the number of electrical appliances and other electrical equipment and exceeds the declared load, it shall promptly declare the relevant procedures and pay the relevant fees as required.

iv.Contractors should prepare construction power box with leakage protection switch, isolation switch and air circuit breaker. All electrical devices shall be installed by electrician with certificate. Electric tools shall be in accordance with relevant safety standards. The wire and cable used for construction must be fire-retardant copper core cable and equipped with protection switch. It is forbidden to plug the cable directly to socket in booths or use electricity near the breaker switch. The cable shall be connected with a plug and fastened with screw.

v. The main switch and power supply access line (cable) of the general control electric box of the booth shall meet the requirements of the relevantstandard. Select the switch and wire with the electric voltage and current level according to total power consumption; according to the exhibition hall Power supply system configuration and safety technical requirements, all kinds of power connection should be subject to the power supply mode, route and location specified by the exhibition hall, and must be on the terminal block of the power supply and distribution facility or the dedicated power take-off connector. It is not allowed to access the electric box and socket of the exhibition hall at random; it is strictly forbidden to set the total switch protection value of the total control electric box of the booth to be larger than the setting of the power switch protection of the fixed distribution facilities of the exhibition hall.

vi.All the metal frameworks, metal equipment and facilities must lie on the ground (using not less than 2.5mm2 core multi-strand soft copper). The electrical wires must be fixed on the ground and cannot lay on passageway improperly. All wiring overhead passages or gangway shall be firmly and adequately fixed and protected by guarding equipment. Wires built under the carpet and other decorations must be protected by metal pipe or retardant plastic pipe. The use of the ceiling suspension wires and plumbing, lighting and other objects are prohibited.

vii.The use of high-power 500W lighting equipment in booth is prohibited and the use of heat lamps (such as quartz lamps, iodine-tungsten lamps) must install protective covers. Down lamps and quartz lamps must have a heat protection mat. Advertising light boxes and lamp posts must have convection cooling holes. Electrical and lighting equipment used at outdoor booth must be waterproof and equipped with safety measures which can protect your equipment under bad weather.

viii. The lighting equipment installed in booth must keep at least 0.3m away from the exhibits. Installation of all heat-generating facilities should keep at least 3m away from the fixed power distribution equipment of the exhibition halls. The facilities cannot emit heat to the fixed power distribution equipment.

ix.Booth decoration should not block the lighting, power electrical box (cabinet) or telephone wiring box in the exhibition halls. And please leave at least 0.6m passageway and adequate operation area for safety check and maintenance.

x. When booth electrical construction and installation complete, exhibitors and their appointed contractors should have a self-check of their electricity distribution systems. Exhibition Venue will switch on the power after checking the construction and installation work of booth.

xi.During exhibition period, exhibitors or their appointed contractors should arrange at least one electrician on duty at their booth. If any problems are found, the electrician should handle immediately and maintain electrical safety. Also, during move-in and exhibition periods (especially before exhibition closes), the electrician should check the lighting equipment of their booth every day in order to avoid accident or damage to exhibits.

xii.Contractors should educate their workers about construction safety. Construction can only be carried out at the designated areas during designated time periods. Contractors should take the full responsibilities for all accidents and damages caused due to violation of rules. Also, they have to bear all the economic loss caused to the Organisers and third parties.

xiii.Contractors or individual are not allowed to operate any electrical facilities or carry out any electrical installation and connection work in the exhibition halls without the approval of the Exhibition Venue. The offenders shall be liable and compensate for any costs incurred.

7.1-5.Power Failure Emergency

i. Exhibitors or the appointed contractors are responsible for handling all emergencies. During exhibition, the on duty electricians should immediately deal with the power failure cases. Problematic electrical equipment is not allowed to use in the exhibition.

ii.If the stoppage of booth electricity is caused by the fault of the fixed power distribution equipment of Exhibition Venue, the on duty electricians should check on their electrical equipment and inform the electricians of Exhibition Venue. They are not allowed to switch on the power without Exhibition Venue's permission. The violator shall liable for the economic loss caused.

iiiIf the power system of your booth fails to function during exhibition period, Exhibition Venue has the right to adjust the power line and load, exhibitors and contractors have to cooperate with the Exhibition Venue.

ivIf there are any electrical problems found by the Exhibition Venue, the on duty electricians should immediately deal with them or the Exhibition Venue may stop the power supply and take other protective measures to ensure safety without prior notice.

6.If the electrical equipment requires 24-hour electricity supply, exhibitors or their contractor should apply to the Exhibition Venue. For safety reasons, the 24-hour electrical equipment should equip with an independent power circuit and a suitable and reliable protection switch. Also, there should be at least one electrician on duty at booth.

7. If the electricity distribution lines of the special electrical equipment, such as mechanical power consumption equipment, silicon-controlled stage dimmer equipment, are not allowed (or inappropriate) to install 30mA leakage protection devices, exhibitors or their appointed contractors have to declare to and seek for the approval from the Organizer and Exhibition Venue. They should also sign the "Special Electrical Safety Undertaking", liable for all responsibilities. Exhibitors or their appointed contractors are required to take strict and adequate protective measures to ensure the safety of power supply systems and personnel during implementation.

8. Computers, precision instruments and other equipment should be retrofitted with uninterruptible power protection. Data loss and damage due to power stoppage will not be responsible by the Exhibition Venue.

9.The use of high-power electrical equipment (e.g. kettle, electric stove, electric iron) is not allowed. Please apply to the Exhibition Venue if you need to use it.

10.If exhibitors and their appointed contractors need to use their own compressors, please declare to the Official Contractor when you submit the electricity application form. All the compressors should meet the safety standards and regulations and must be placed at the designated locations in exhibition halls.

11. Exhibitors or their appointed contractors should bear all the responsibilities and costs under below circumstances:

- Failure of their booth equipment and electrical circuit which lead to malfunction or stoppage of the power switch protection of the Exhibition Venue.
- Do not install the power distribution lines base on the rules and regulation that cause power failure; Do not construct base on the approved drawings that cause power failure; The power load and distribution lines do not match with their application details that cause power failure.
- No electrician on duty at exhibitors' booth so no one handle the problems caused by power stoppage.
- In order to ensure exhibition safety, the Exhibition Venue will stop the power supply if they discover any hidden danger and non-compliance behavior. Loss caused by these reasons will be borne by exhibitors or their appointed contractors.
- No protective measures have been taken by exhibitors and their contractors to protect the important, valuable and special equipment and exhibits that cause loss or damage during power failure.
- Fault caused by other exhibitors or contractors.

12.No one will be liable for the loss caused by power stoppage due natural disasters (e.g. earthquakes, floods, etc.), emergencies from the Government and other irresistible factors.

13. Power of the exhibition halls will be shut down when exhibition closes and during move-out period. If exhibitors need to maintain electricity temporarily, you should apply to the Exhibition Venue in advance in written.
14. For exhibitors who build their standard booths by their appointed contractors, electricity management will responsible by the contractor. Exhibitors should apply to the contractor if they need any electrical items or services that cause extra power (such as sockets, lamps, etc.). The contractor should be responsible for the provision of services and the control and arrangement of the power load.
15. For exhibitors who build their standard booths by the Exhibition Venue, electricity management will responsible by the Exhibition Venue. Exhibitors should apply to the onsite service counter of the Exhibition Venue if they need any electrical items or services that cause extra power (such as sockets, lamps, etc.). Installation of lighting equipment and socket is only permitted by the electricians of Exhibition Venue. The equipment and socket will be taken away if exhibitors or their contractors violate the rules. Besides, sockets of standard booth cannot be connected to the lighting fixtures (such as spotlight, fluorescent light, etc.), and the use of self-socket board is prohibited. The maximum capacity of socket should be controlled at 500W power. You are not to remove or take away the electrical equipment and facilities of your booth.
16. The Exhibition Venue will monitor and check the construction work of exhibitors, ensure they meet the safety standard. Exhibitors should cooperate with the Exhibition Venue, modifying their construction plans when they are not qualified.

7.1-6.Safety Regulation for vehicles

IRoute For vehicles during construction and dismantling area

Area A：Xingang East east direction-U turn at the Keyun Road Overpass-Huizhan West North direction-enter at gate No.8 at Yuejiang Road

Area B: Xingang East east direction-U turn at the Keyun Road Overpass-Huizhan East Road North direction-enter at gate No.3 at Huizhan East Road

II Requirement for Vehicles

a. No vans, cars or less than 15-seater minibus can enter the exhibition halls during construction and dismantling period. The drivers shall park the vehicles in certain area. For trucks getting access to the second floor or above, the size cannot exceed: 10m (length), 5t (weight) and 3.8m (height). Oversize trucks have to unload at designated area appointed by the Organizers.

b. During the exhibition period, all vehicles are parked in the designated area. The parking time is from 08:30 to 17:00, and the vehicles are not allowed to stay overnight. Vehicles that leak oil or carry flammable, explosive, toxic, radioactive or polluting items are prohibited from entering the parking lot. Smoking, use of open fire, car wash and maintenance vehicles are strictly prohibited in the parking lot. When the vehicle is parked, the doors and windows should be closed in time, and valuables should be kept by themselves. The car and card should be separated. The parking card should be carried with you. The cars are not allowed to depart without parking card or identity card to prove the driver is the car owner.

c. Vehicles entering the exhibition hall area shall be driven to the route specified during the exhibition period and the driving speed shall not exceed 10 km/h. Vehicles over 2.2 meters high are not allowed to enter the underground parking lot of the exhibition hall. Bicycles are not allowed in the car park.

d. Garbage trucks must comply with the relevant safety regulations of the exhibition. Parking and humping garbage cannot occupied or blocked the fire prevention equipment.

III.If there are cars need to be display and park in the hall during the exhibition period, please fill out and submit the Registration Form for Parking Permit of Exhibit Cars.

7.1-7.Safety regulations for special vehicles

a. Letter of commitment should be submitted to the venue is special vehicles such as forklift, slot machine, crane, etc are needed.

b. Personnel for special operations (including but not limited to electrical installation, forklift, slot machine, crane, transport vehicle, etc.) must hold valid special operation certificate or special equipment operator certificate.

c. Before special vehicle operation, contractor must make sure the construction area is safe.

d. Operator must make sure that the special vehicle is safe to use before driving.

e. Organizer, operator and contractor must cooperate with the venue in inspection and management during the special vehicle working time.

6. 7.2. Regulations and guideline of Broadband Access at theExhibition Venue

i. Broadband users must abide by relevant national laws and regulations and relevant regulations of China Foreign Trade Center, strictly implement the security and confidentiality system, and must not use the network to engage in illegal or illegal activities such as endangering national security, revealing state secrets, and harming the interests of China's foreign trade center. Do not make, search, copy and disseminate information that disrupts public order, indecent assault, obscenity, etc., and may not use cyber attacks, damage to public network facilities and other users. Otherwise, the customer service center has the right to terminate its network services. If the circumstances are serious or cause losses, it will be handled in accordance with relevant state regulations until legal liability is pursued.

ii. Do not use the network of the exhibition hall to carry out business activities without permission. Once discovered, the call center has the right to terminate its network.

iii. Any broadband user may not install and use non-terminal equipment such as wireless routers and switches to connect to the exhibition hall network without the written permission of the customer service center. If there is special need, you must report to the customer service center for written consent, and you can only use following the relevant procedures. .

iv. Any broadband user may not set up a wireless network with a signal strength greater than or equal to 90dbm within 2 meters without written permission. Otherwise, the service center has the right to temporarily detain the relevant equipment until the end of the exhibition period. If you need to build your own wireless network, you can fill in the application form shown in the attached file. After the evaluation of the customer service center, you can build it yourself under the guidance of the customer service center staff.

v. The Customer Service Center has the right to use technical means to monitor all network security within the Canton Fairexhibition hall. For broadband users who use their own wireless routers, switches and other equipment to connect to the exhibition hall network without the written permission of the customer service center, the customer service center has the right to temporarily detain relevant equipment to the end of the exhibition, confiscate the use of the broadband network deposit, blacklist and cancel of broadband user qualifications for the 2nd exhibition (multiple measures can be taken at the same time).

vi. Wireless network has certain openness,broadband users have to protect their own computer security, fix the windows patch and use anti-virus software, prevent the leakage of personal information such as authentication user name and password, and ask the user to keep the personal user properly. Name and password. All consequences caused by the leakage of personal passwords are borne by the account holder.

vii. Broadband users shall not damage the network equipment and facilities in the exhibition hall.Compensation will be made for any damage.

viii. In order to ensure the security and stability of broadband services, the customer service center has the right to network control and adjust or prohibit some network access (such as securities, BT, Thunder, games, etc.) in some areas and part of the time without prior notice.

ix. The Customer Service Center and its related organizations are not responsible for any inconvenience or loss caused by the use of broadband services by broadband customers.

x. Telecom operators or enterprises have other special wireless network requirements,please contact the customer service center to negotiate relevant cooperation agreements.

xi. When the users successfully applied for the broadband service and settle relevant charges, Exhibition Venue shall complete construction within a specified time and the network will be

available from the date of exhibition opening.

xii. Exhibition Venue offers broadband access according to pairing system, which means the number of applications is equal to the number of computers. For multiple computers, users shall apply the equal number of broadband access or for broadband networking.

xiii. Users shall not install any Trojan horse software, virus tools or other malicious computer software to attack or invade Exhibition Venue's network illegally or interfere with the normal service of other users.

xiv. Users is prohibited from using Thunder, FlashGet, BT, easyMule or any other multi-thread or P2P download software to download movies, video and other bandwidth-demanding applications.

xv. Users must keep the network cables, wireless network cards, switches and other network devices which supplied by the Exhibition Venue properly. Before dismantling, users shall notify the Exhibition Venue for recovery.

xvi. All network users must abide by the requirements of the Cyber Security Law of the People's Republic of China and relevant laws and regulations. Users using wireless networks must use real-name authentication through SMS or WeChat, etc., and meet the requirements of relevant departments of network supervision and other departments for internet use.

8:Badge and Vehicle Pass Registration Guidance

1. Types of Certificate and Issuing Criteria

①**Stand Construction/ Dismantling Badge**-applicable for people assisting exhibitors in stand construction and stand dismantling. The charge is RMB 40/Badge. There is RMB10 insurance fee included for each badge. The badge is valid for entire construction and dismantling period.

②The certification unit must pay a certification deposit of RMB1,000 to the exhibition center to obtain certification eligibility.

③**Deposit Deduction and Refund**: During the setup and dismantling period of the exhibition, venue staff will patrol for unauthorized construction workers, taking photos and registering each booth. For each unauthorized worker found at a booth, RMB100 will be deducted from the certification deposit until the deposit is exhausted. If the deposit is depleted, the on-site service point for venue certificates will suspend the certification unit's eligibility to apply for certificates, and a new deposit of RMB1,000 must be paid to reactivate the certification eligibility. Any remaining deposit will be fully refunded through the original payment channel. If the payment was made by cash, the construction supervisor must visit the venue's on-site certificate service point to handle the deposit refund in person.

④**Stand Construction and Dismantling Vehicle Pass** is applicable for exhibitors or contractors' vehicles during the stand construction and dismantling carrying exhibits, construction materials or equipments. The charge is RMB50/vehicle pass and RMB300 deposit. The Vehicle with the pass can stay in the venue for 150mins/ time. The time is calculated from the vehicle entering the entrance and out from the exit. Extra charge will be deducted from the deposit if the vehicle stays for more than 150mins.

2. Application Procedure

①**Registration**

Contractors can register the ID and Password from the official website of Canton Fair. Each company can only have one ID, so it is suggested to use the company mobile for registration. One mobile number can be registered only for once.

Please bring all the materials, including the original and copy of the ID card of person in charge, Copy of Business License, Certification form and Safety Pledge to the Registration Center to verify the ID. After the ID is activated, contractor can assign at most 5 persons in charge of applying for their companies' badges. The ID is valid for one year. It has to be verified again after the valid time.

②**Verification**

After checking the verified list with stamp provided by the official contractor, the Venue Management Department will issue a paper of approval to The Department of Security. The Department of Security will approve the qualification of the contractors to apply for badges,

③**Application methods**

Construction and Dismantling Badge

◆Persons in charge of badges shall log in to the website: http://rczl.ciefc.com to fill in the workers' ID information, submit the copy of ID card and the digital photos to apply the badges for them. The digital photo has to be recent taken with blue or white background and the head shall cover two third of the photo. Each person can only have one badge for each exhibition.

◆After the verification by The Registration Service Center, persons in charge of badges log in to the website: http: //rczl.ciefc.com to print the application form, sign and stamp the form.

◆Persons in charge of badges must present the Notice issued by official contractor and their badges. After full payment of the badges fee-RMB40/badge, The Registration Service Center will print the Construction and Dismantling Badges.

Vehicle Pass

◆Persons in charge of badges must log in to the website: http://rczl.ciefc.com to fill in the information of the vehicle and driver, submit ID card and driving license of the driver and photos to apply for the vehicle pass. The digital photo has to be recent taken with blue or white background and the head shall cover two third of the photo. Please select the exhibition area correctly when filling out the application, otherwise the vehicle might not get passed.

◆After the verification by The Registration Service Center, persons in charge of badges log in to the

website: http: //rczl.ciefc.com to print the application form, sign and stamp the form.

◆Persons in charge of badges must present the Notice issue by official contractor and their badges. After full payment of the Vehicle Pass fee-RMB50/Pass and deposit RMB300. The Registration Service Center will print the Vehicle Pass.

3. Refund of Deposit

3.1. The refund can only be return if:

◆The vehicle shall leave the venue after loading and unloading.

◆The Venue timing system has confirmed the leaving time of the vehicle

3.2. Full Refund

The vehicle has left the venue within the time limit. The contractors will get the full refund.

Cash and credit card payment: please bring the receipt to the Registration Service Center, the money will be return by cash or to the same card.

Mobile Phone Payment: after The Registration Service Center confirm and submit the refund application on the system, the full refund will be returned to the mobile phone payment account.

3.3. Deductions

The vehicle has stay left the venue pass the time limit.

Cash and credit card payment: please bring the receipt and payment notice to the Registration Service Center. After the amount of deduction is confirm, the remaining deposit will be return by cash or the same card.

Mobile phone payment: after The Registration Service Center confirm the amount of deduction and submit the remaining deposit application on the system, the remaining deposit will be returned to the mobile phone payment account

4. The usage and verification of Badges

4.1. Under “one person, one card” principle, the badge can only be used by one person. It is forbidden to sold, alter, borrow and counterfeit the badges or to use invalid or overdue badges. Everyone entering the venue shall wear the badges and pass through designated verification points in each gate area and abide by the rules and regulations of the Canton Fair Pavilion. Please carry with you the ID card for the exhibition organizer, operator or management department and security personnel to check.

4.2. Besides persons responsible for construction work, shipping, exhibit loading and unloading, equipment installation, other persons including organizer and operator of the exhibition, official contractor, official forwarding agents and exhibitors, they can wear corresponding badges such as staff, VIP or exhibitor badges to enter the venue. But if other persons need to engage in booth construction, they need to apply for the construction and dismantling badges.

Reminder:

Verification site of the venue is set behind the temperature measuring site. Anyone or any vehicle entering the venue shall wear badges or vehicle pass. It is recommended that organizer, official contractor or official forwarding agent shall send the badges or pass to exhibitors, stand contractors or forwarding agent in advance and inform them to apply badges on the system first. If exhibitors come to the venue on the last day of construction period and without badges, they can enter the venue by bringing the original or copy of booth contract. The organizer or official contractor can keep the copy of the first page of the contract for the venue for the record.

5. Registration Service Center

5.1. Location of Registration Service Center

Area A: Pearl Promenade Counter 6-1,6-2, Xingangdong Metro Exit A

Area B: Zhanchang Zhong Road. Exit A Pazhou Metro- Canton Fair Oversea Buyer Registration Service

Area C: Hall 16.1, Exit C Pazhou Metro- Canton Fair Oversea Buyer Registration Service

Area D: Pearl Promenade Counter 17-2,17-3, Metro Xingangdong Road

5.2. Working Hour of Registration Service Center

Early registration is encouraged. The registration system opens 15 days before move-in, and on-site registration counters open 10 days before move-in. Counter hours are 9:00 – 18:00.

5.3 Contact info of Registration Service Center

Area A: 020 89131079 Area B: 020 89130186

Area C: 020 89071064 Area D: 020-89133628